

# VILLAGE NEWS AND VIEWS



Volume 44 Issue 6

The Village Painters is an affiliated chapter of  
the National Society of Decorative Painters

November/December 2021

Web page <http://www.villagepainters.net>

## *President's Corner*

Good Day, Ladies

In the truest sense of the words.....let us have some good days

The Christmas Luncheon is right around the corner, with all its fun. Make sure to read all about the important and fun details inside. At the time of this writing 46 of us have signed up.

Then enter 2022. Yay. And we are really heading into stress free General Meetings. The "Home" sign will be fun to create and give us time to share ideas and also give us time to enjoy each other. Win Win

Spring Fling is right around the corner and I repeat, read the newsletter for all the details.

And to round the year out Fall Retreat will be held in September and more good days will be had.

In the mean time educational plans are being finalized and will offer us an assortment of projects to create.

Good Night,

Linda

Rest in Peace,

Diana



### **The Village Painters' 2021 Board**

#### **President**

Linda Christopher  
734-718-3745  
[lindachristopher60@gmail.com](mailto:lindachristopher60@gmail.com)

#### **Vice President**

Denise Robert  
734-658-2222  
[deni831@aol.com](mailto:deni831@aol.com)

#### **Secretary**

Janice Heins  
586-303-5357  
[tehns@rocketmail.com](mailto:tehns@rocketmail.com)  
and  
Darlene Laws  
586-709-8566  
[lawsfamily01@msn.com](mailto:lawsfamily01@msn.com)

#### **Treasurer**

Kathy Fischer  
734-429-5328  
[fischerk@umich.edu](mailto:fischerk@umich.edu)

#### **Newsletter Editor**

Linda Morgan  
734-765-5735  
[morganlj@sbcglobal.net](mailto:morganlj@sbcglobal.net)

#### **Membership**

Pat Butler  
734-944-1918  
[patbutler9@gmail.com](mailto:patbutler9@gmail.com)

## 2021 Calendar of Events

All classes listed are ZOOM classes.

Instructions follow later in this newsletter for using Zoom. It really is easy, and so worth it.

Nov 13, 10am—Judy Ribitch's Poinsettia

Taught by Judy Ribitch

Dec 2, 1:00—4:00 pm —Christmas Luncheon

Dec 11, 10 am—Shara Reiner's Snow Days

SDP Paint-In, Acrylic, Led by Diane Stiller

## Christmas Party Update

The registration form was emailed to you by Linda in September

The party will be at

**Burton Manor**

27777 Schoolcraft Rd., Livonia 48159

(Located on the south side of I-96 and just west of Inkster Rd)

**On December 2 from 1 pm to 4 pm**

The party will include:

- \* Lunch
- \* An ornament exchange
- \* An optional gift exchange (\$10 value)
- \* Ways and Means raffle
- \* Dress Santa Contest
- \* Collection of donations: non perishable food, toys, books for the Free Little Libraries, and/or money. Kathy will be collecting the items in the parking lot.
- \* If you wish to write a check, make it out to "The Village Painters"

Barb Derby

## General Meetings

**2021**

**December 2 - Christmas Party**

**At Burton Manor 1:00—4:00 pm**

**2022**

**February 5, 10 am—2 pm**

**LIVE at Livonia Senior Center!**

**April 7, June 2, August 4, Oct 6,**

**At Livonia Senior Center 6:00 pm**

**Dec Holiday Party - tba**



## WAYS AND MEANS

In preparation for our Christmas party, Ways & Means is asking for donations for the Christmas Party pence raffle. If you have an item to donate, please call Loretta (745-459-4098) or Cathy (734-455-6368) by December 1st. We need to know what the donation is and the approximate size so we know how many tables to plan for. If you need the item picked up, call us to make arrangements.

## MEMORY AND TREASURE BOX UPDATE

This is a wonderful program we have been doing for a number of years now, sending strength and compassion to parents who have lost children and delighting children struggling with ailments and conditions requiring a lot of hospital stays by providing wonderful containers for special keepsakes.

We need someone to manage this program for us by bringing unpainted boxes to the meetings for distribution to members for painting, and collecting the painted boxes. You would also contact the hospitals for delivery; all this information is given to you.

This doesn't have to be just one member. Two or more of you could work together as a committee to spread out the duties. Rondi has been chairing this for awhile but needs to step away from it at this time.

Let's not let these people down. Please call Linda C and let her know you want to continue this program with you in charge.



## GENERAL MEETING ACTIVITIES

Isn't this great? This is the base of our after meeting activities for the year. At the Saturday February 5, 2022, from 10 am to 2 pm, we will paint the surface. The original was painted black, but you can use whatever color you'd like.

The nifty thing about this is that the O is interchangeable, so each of our meetings will feature a different piece. At the February meeting, we will show some of the choices so you/we can decide which we would like to paint.

The price of this base surface is \$6.00, half of which the club is covering, so your price is only \$3.00. That's a pretty sweet deal.



### *November Birthdays*

*1 Sue Drobyshevski*

*17 Joan Bosse*

*28 Patty Neu*

*29 MaryAnn Muir*

### *December Birthdays*

*5 Kathy Ziemba*

*6 Karen Lavella*

*9 Barb Reinholz*

*10 Christine Morrison*

*12 Barbara Broadley*

*19 Linda Morgan*

*27 Vicki Michael*

*27 Susan Rhodes*

*29 Jeanine Reimer*

*30 Cathy Uhring*

*31 Judy Ribitch*

In Memory of

Diana Winn

Always strong, giving, caring, and smiling.



## Spring Fling Update

We really could use more raffle baskets. If you mentioned to me at the August Picnic that you were doing a basket please refresh my memory.

Karen Capshaw is collecting items for a kitchen basket.

The Charity Basket is a spring theme. Proceeds to benefit O.A.T.S.

I will bring some empty baskets to the Feb Meeting if you are in need of one.

Baskets need to be brought to the Feb meeting or brought to me by April 1st.

Remember you don't need to arrange your basket, just bring me your items and a basket.

Paula Atkinson

paulawog43@aol.com or 248-798-5312



Don't forget to Dress Santa.

Bring your completed Santa to the Christmas Party. There will be some nice prizes for 1st, 2nd, and 3rd places.

These are the Santas that were given out at the August Picnic. If you didn't get one, don't panic.



There will be 2 Zoom Boutique Paint-Ins—

January 22, 2022 and February 26, 2022



**\$25 per ticket**

**11:00 am - Social Time**

View tables, baskets, silent auction pieces and shop the Boutique. Raffle Ticket Sales and Silent Auction bidding will begin at **11:00 am**.

**12:50 p.m. sharp- Lunch**

Raffles, Silent Auction, and Live Auction to follow

*The Spring Fling Committee* presents our bi-annual FUNDRAISER. The size of the event will be dictated by the involvement of all of our members. *It is an awesome event and is great fun!* The luncheon fee of \$25 will entitle you to lunch, a chance at the table centerpiece, a table favor and one chance for the basket raffle. Additional basket raffle tickets will be sold in the following manner: 11 tickets for \$10.

**Luncheon Chairperson – Paula Atkinson** [paulawog43@aol.com](mailto:paulawog43@aol.com) or call 248-798-5312 for information.

**Basket Chairperson - Paula Atkinson** [paulawog43@aol.com](mailto:paulawog43@aol.com) We are limiting the number of baskets to 20. You can set the theme for your basket. The only requirement is that there be at least one painted item in the basket and that all items be new or unused and look new. The unwrapped baskets will be due at the Feb. general meeting, unless specific arrangements are made with Paula. The Committee will inventory, wrap and give them a bow. **Please send Paula a list of your basket items in a word document** to assist in the preparation of the inventory. The items don't have to be expensive. Just use your imagination and your painting talents. For that matter, you don't have to use a basket just some sort of a container to hold all your wonderful "stuff." Maybe the container will be your painted item. Contact Paula if you are willing to donate a basket. *It's never too early.* The 2022 Charity is "O.A.T.S." EQUESTRIAN THERAPY FOR DISABLED CHILDREN AND ADULTS. The Basket theme is "Spring Garden". Karen Capshaw will make up a **Kitchen Basket** if you would like to donate item (s) to it.

**Basket Ideas:**

Coffee-Lover	Chocolate	Tea-Drinker	Children's Art	Easter	Gardening
Wine/Cheese	Americana	Books	Tools	Mother's Day	Jewelry
Cookie-Lover	Chef	Baker	Painters	Candles	Body & Bath
Theater	Sports	Children	Beach	Bird Houses	Puppets
Birds	Sewing	Butterflies	Light Houses	Golf	Fish
Party Stuff	Angels	Michigan	Frogs	Candy	Stationery
Nautical	Cards/Games	Camping	First-Aid	Scrap-Book	Babies

**Live Auction** – This is definitely a fun part of our day. We have 3 items.

**Boutique - Michelle Handley** [mlhandley56@gmail.com](mailto:mlhandley56@gmail.com) Our guests will be looking for items for teachers, holidays, such as upcoming Mother's Day, home decorations, and gifts. They absolutely love the ability to purchase the favors from the different tables. They will be sold outright. Please contact her if you would be willing to have a paint-in for a small group in your home or have ideas for items we can paint.

**Table Chairperson -Cathy McClendon - cathymacc@gmail.com** We encourage you to paint extra favors to sell in the boutique. Each hostess will choose the theme for their table. We will also maintain a waiting list for guests who would be able to come at the last minute. ***In place of tickets this year***, a letter will go out to the hostesses with all the information to share with your guest along with photos of the live and silent auction pieces. Your guest names will be due by March 1st so that the name tags can be prepared. Please email the names of your guests to Cathy by March (preferably before). A check made payable to the Village Painters for the guests at your table will be due March 1st.

All tables are 72" diameter and will seat up to 12, however it may be more comfortable for 11. A white fabric tablecloth and napkins will be on each table. Napkin colors to choose from: TBA The napkins will be brought to the February meeting so that you can advise which color you wish. Over-lay colored table cloths look wonderful on the tables if you would like to bring your own. **We still have more tables available to host.**

1. It will be a sit-down, served lunch.
2. As a hostess, the minimum requirement is that you must have a painted centerpiece and /or favors. The centerpiece will be raffled off at the end of the luncheon for the guests at your table. Please provide a favor to each of the guests at your table. The favor can be a purchased item or something hand-painted. You can create any design and get as detailed or elaborate as you wish. It is an awesome sight to see each different table. Let your creative juices go!
3. Being a hostess for your table entitles you to 6 pence and a free ticket...a savings of \$25
4. Each hostess for a table will be in charge of her remaining tickets. The hostess can invite anyone she wishes. If you do not fill your table, overflow guests or Village members will be added. Please be sure to call Cathy to keep her advised of the needs of your guests.
5. Each guest will receive an information letter and one ticket for the basket raffle. Obviously they will have more chances to win by purchasing additional Basket Raffle tickets which will be sold before the luncheon begins. Basket Raffle tickets will be sold for \$10 with 11 ticket stubs. Let your guests know that they can pay in cash or check made out to The Village Painters.

### **2022 DUE DATES**

**Boutique Items:** February General Meeting. You may bring priced items to set up on Friday, April 8. Please ***not*** on Saturday, April 9.

**Theme Baskets and Charity Basket items:** February General Meeting

**Guests Names and Luncheon Ticket Money:** March 1st

**Silent Auction:** Before or no later than Friday, April 8



Linda Christopher <lindachristopher60@gmail.com>

---

## Linda, the Village Painters

2 messages

---

Roger Jarvis <rjarvis@fobm.org>  
To: lindachristopher60@gmail.com

Fri, Sep 17, 2021 at 2:57 PM

Hi Linda,

I just wanted to send the Village Painters some virtual applause on behalf of my daughter Hailey lol. While she was stuck home during the pandemic she got super into decorative painting (I don't know what any of this stuff is so she has been teaching me hah). She's only 11 but wants to learn more about different techniques and mediums so I let her use my computer to research, which is how she discovered your site which she loves! Especially your recommendations here- <http://villagepainters.net/links.html>

Those gave her many awesome references to save so you have our thanks! Her favorite things to draw are flowers and succulents, plus she wants to learn more about different kinds of paints to use. She did print out this page that has a lot of tips for learning different decorative painting skills, she liked that it has info about different surfaces to work on: <https://www.wristband.com/content/steady-wrist-decorative-painting-101/>

She thought you might enjoy it too, and even thought it could be a good contribution to your list of sites there- would you consider adding it maybe? I'd love to surprise Hail and show her that it's cool to be into this stuff! If you have any more favorites or tips for a newbie artist feel free to share but only if it's no trouble.

Thanks again for the info and for entertaining us during these crazy times. Please take care!

Very best regards,

Hailey and Roger

---

*You never know what impact you may have on others.*





# The Village Painters

An affiliated Chapter of the Society of Decorative Painters

Visit the Society of Decorative Painters



## Village Painters (VP) Membership Application for 2022



Check here if you are a returning VP member \_\_\_\_\_. Dues for 2022 are \$15.00 and are due by December 31, 2021. You must submit a copy of your receipt or invoice from SDP along with this application.



Check here if you are a new VP member \_\_\_\_\_. If you are a new member, you must first become an SDP member and submit both the SDP receipt and the Village Painters Membership Form.

To Renew or apply for first time membership in SDP go to <https://www.decorativepainters.org/Public/Membership.aspx> and complete the application. The cost is \$60.00 for the year. When you hit the SUBMIT button, they ask if you want the receipt also sent to someone else. Please put my email [patbutler9@gmail.com](mailto:patbutler9@gmail.com) there and the receipt will automatically come to me (a receipt will also go to your email). I will send you an email that I have received your receipt hopefully in a day or two. Thanks, that makes it easy for both of us.



Now all you have to do is complete the Village Painters Membership Form and send it to me along with your check for \$15.00. Please write the check out to **The Village Painters**. Send to: Pat Butler, 7870 Parker Rd. Saline, MI 48176

For Questions, please email me, [patbutler9@gmail.com](mailto:patbutler9@gmail.com) or call at 734-944-1918 (preferred) or 734-604-7718

Name: \_\_\_\_\_ Name of husband or S.O. \_\_\_\_\_

Address \_\_\_\_\_

\_\_\_\_\_ zip \_\_\_\_\_

Phone (Home): \_\_\_\_\_ Phone (Cell): \_\_\_\_\_

Email: \_\_\_\_\_

Birthday \_\_\_\_/\_\_\_\_/\_\_\_\_

To Be Completed by Membership Chairperson


Date Received	Check #	Amount
Verified SDP Member Yes NO		



## MEMBERSHIP

Membership dues are due on Dec. 31. It would be very helpful if everyone had their information to me before that date because I will be leaving town on Dec. 28 and will be away for almost two (2) months, so checks won't be cashed and we won't have a record of your having joined. So, PLEASE, send me your checks and I will get an updated membership list to Diane Stiller, Linda Christopher, Kathy Fischer, and Linda Morgan BEFORE I GO so they all know you are a member.

The 2022 Membership Form is on the web and in this newsletter. You can print it off or send me your information on a piece of paper (be sure to include your phone number and email) plus your check. When you register for SDP, there is a place you can click and they will send me a copy of your SDP invoice. My email is [patbutler9@gmail.com](mailto:patbutler9@gmail.com) Thanks for attending to your membership!!! Pat Butler



### Education – Diane Stiller

Connie Vasilnek taught 21 of our members Paulette DiGesare's Pumpkins in the Field pattern. This project received many compliments. Members shared other painted projects by this artist with the group as she was unknown to many of the members. Thanks Connie for a great class.

### *Coming up next on zoom*

**November:** Judy Ribitch will be teaching her poinsettia pattern.

**December:** The last SDP Paint-In for the year is Shara Reiner's Snow Days. I emailed the photo, pattern, supply list, and prep instructions. You can choose any surface and size; perhaps a sweatshirt. The snowmen represent different holidays in this order: Valentine's, Summertime, July 4<sup>th</sup>, New Year's, Christmas, and Halloween. I can see changing Summertime to St. Pat's and making shamrocks. You could also add a snowman for Thanksgiving and/or Easter. Be creative and add your own touch.

### *What's Happening in 2022*

I am finalizing the Education schedule for next year. I will unveil the projects at the Christmas Party as usual and have the registration forms available. The classes will be via zoom and the instructors are: Rondi Bur, Connie Vasilnek, Judy Ribitch, Nancy Silver, Jan Heins, and Karen Capshaw. A BIG THANK YOU for agreeing to teach next year.

The class fee for these classes will be \$15 each plus the cost of any supplies or e-packets if applicable to that particular class. Members can use their pence to pay for the class but not for supplies or e-packets. I will be contacting Judy Westegaarde and Tracy Moreau to see about the possibility of bringing them in to teach locally. However, they both live in Canada, so the classes may need to be via zoom. SDP is planning on four Paint-Ins for 2022 but are not releasing the patterns yet. They will make the announcement in the December Decorative Painter magazine. I will then decide how to fit them into our schedule. These will be free of charge to members.

**Connie Vasilnek Zoom Class: Pumpkins in the Field by Paulette DiGesare**



Pam Hypnar



Louise Hastings



Cathy McClendon



Karen Capshaw



Diane Stiller



Eileen Carrol



Kathy Ziemba



Darlene Law



Cindy Mullins



Cathy Uhring




Sue Hagan




Margaret Molenda



Vicki Michaels



Sue Drobysheksi



Linda Morgan



## Scrapbook Memories

### October Zoom General Meeting: Fall Theme Show and Tell



Susan Rhodes



Michelle Handley



Louise Hastings



Eileen Carroll



Linda Morgan



Sam Farah



Paula Atkinson



Darlene Laws



Karen Capshaw



Cindy Mullins





Barb Derby



Linda Christopher



Cathy McClendon



Maureen VanBuhler



Jackie Wright



Kathy Ziemba



Cathy McClendon



Cathy Uhring



## The Village Painters 2021 Zoom Classes



May 22, Saturday

Project: Three Garden Pavers & QuikWood

By Kathy Ziemba

Kathy Ziemba



June 9, Wednesday

Chickadee on Branch (SDP Paint-In)

By Lydia Steeves, Color Pencil

Linda Christopher



June 12, Saturday

Steampunk Owl

By Susan Boerman, Acrylic & CP

Michelle Handley



July 24, Saturday

Project: Garden Angel

Self Directed



August 7, Saturday

Shrinky Dink Leaves Necklace



September 8, Wednesday

Boo Bunnies (SDP Paint-In)

By Peggy Harris, Acrylics



September 11, Saturday

Christmas Rose (Choice of color scheme)

By Faythe Nelson, Acrylics



October 2, Saturday

Pumpkin in the Field

By Paulette DiGesare, Acrylics



November 13, Saturday

Project: Poinsettia

By Judy Ribitch



December 11, Saturday

Snow Days (SDP Paint In)

By Shara Reiner, Acrylics

