

VILLAGE NEWS AND VIEWS

Volume 44 Issue 1

The Village Painters is an affiliated chapter of
the National Society of Decorative Painters

January/February 2021

Web page <http://www.villagepainters.net>



The Village Painters' 2021 Board

President

Sheri Redd
313-969-7018
sredd3j@gmail.com

Vice President

Secretary

Janice Heins
586-303-5357
tehns@rocketmail.com
and
Darlene Laws
586-709-8566
lawsfamily01@msn.com

Treasurer

Kathy Fischer
734-429-5328
fischerk@umich.edu

Newsletter Editor

Linda Morgan
734-765-5735
morganlj@sbcglobal.net

Membership

Pat Butler
734-944-1918
patbutler9@gmail.com

President's Corner

Happy New Year to all of you!

I wish you all good health, happiness, and an abundance of creative juices to keep your painting and crafting exciting! Our organization is so busy with focusing on ZOOM seminars, so that we can keep our connections with each other, and possibly bring in some new comrades!

While our group is plowing forward with a year full of seminars, I will be stepping down as President. Sometimes life just throws us curve balls, and we have to figure out how to catch them. Fortunately, we have a Board that is eager to help out. I will still assume the responsibilities of the website. I do have lots of updates to put on the web, so please be patient.

This leaves the Village Painters without a President or Vice President. Our hope is that two of you will be able to fill these positions. Please don't hesitate to get with any of the Board members to let them know if you are interested. Then we would like to have a vote at the February general meeting.

Thank you to all of the Board Members for getting us through some tough times, and persevering to move forward with new ways to connect as a group!

Blessings to you all!

Sheri





Board positions open

Things happen, life gets in the way, changes have to be made.

As you have already read, Sheri has had to step aside for awhile, which means we need help on the board.

Please consider this a personal request to you for the opportunity of joining our board and adding your contribution to create a fun-filled club.

We need you for President, Vice-President, Nominations, or Community Service. Of course, the rest of us are willing to help out whenever needed.

Don't let this exciting opportunity pass you by. Contact any board member to let her know you'll be happy to help.



January Birthdays

- 2 Jackie Wright
- 5 Teresa Palmer
- 17 Denise Rogers
- 18 Jeannine Laderach
- 19 Kathy Fischer
- 29 Rondi Bur
- 31 Nancy Forbes

February Birthdays

- 15 Pam Hypnar
- 19 Diane Stiller
- 22 Audrey Gusmano

FEBRUARY GENERAL MEETING

Thursday, February 4, 2021 6:30 pm

ZOOM

The theme is, of course,
Valentines Day.

Wear your red, pink, or whatever color your Valentine's Day attire is.

Bring your Valentine's goodies to munch on.

We will start with an important business meeting, so we really need your attendance.

Then the fun begins.
Our Valentine Show 'n Tell

Bring:

- ♦ Your oldest UFO that you finished during the pandemic
- ♦ Your Valentine painted piece
- ♦ The piece you're most proud of.
- ♦ Your smiles and laughter.

Christmas Party Update

We still have 15 sets of plates that need to be painted. If you are interested in painting any, please email me a photo of the pattern you want to use so I can make sure we don't have duplicates of the same Santa. Then you can pick up the plates from me. I have set a March 11th deadline to have them back to me.

I still need four sets that did not get back to me in November.

Barbara Derby

blderby3@yahoo.com

2021 Calendar of Events

All classes listed are ZOOM classes.

Instructions follow later in this newsletter for using Zoom. It really is easy, and so worth it.

Jan 9, 10 am—Pat Lentine's Black & White Wolf

Color pencil, led by Linda Christopher

Feb 13, 10 am—Sherry Nelson's Hummingbird

Acrylic, Taught by Diane Stiller

Mar 13, 10 am—Tracy Moreau's A Calm Sea

SDP Paint-in, mixed media, by Kathy Ziemba

Apr 10, 10 am—Jill Fitzhenry's Forever Loved

Acrylic, Led by Nancy Silver

May 22, 10 am—To Be Announced

Jun 9, 10am—Lydia Steeves' Chickadee on Branch

SDP Paint-In, CP, led by Linda Christopher

Jun 12 10 am—Susan Boerman's Steampunk Owl

Acrylic & CP, led by Michelle Handley

Jul 10, 10am—To Be Announced

Aug 7, 10am—Shrinky Dink Leaves Necklace

Acrylic, Taught by Jan Heins

Sep 8, 10 am—Peggy Harris' Boo Bunnies

SDP Paint-In, Acrylic, Led by Diane Stiller

Sep 11, 10am—Faythe Nelson's Christmas Rose

Acrylic, Taught by Rondi Bur

Oct 9, 10am—Paulette DiGesare's Pumpkin

In the Field

Acrylic, Taught by Connie Vasilnek

Nov 13, 10am—Judy Ribitch's Poinsettia

Taught by Judy Ribitch

Dec 11, 10 am—Shara Reiner's Snow Days

SDP Paint-In, Acrylic, Led by Diane Stiller



To our new members:

Carol Doyle

Pamela Duffey

Kim Eash

Kay Fradeneck

Linda Kapp

Vicki Michael

Ruth Rodriguez

JoAnn Smith

Cynthia Welsh



General Meetings

will be held by ZOOM

On the first Thursday of the even months at 6:00 pm:

February, April, June, August, October, December

Board Meetings

will be held by ZOOM

On the first Thursday of odd months at 6:30 pm

January, March, May, July if needed, September, November

And January 29, 6:30 pm, special

The Village Painters 2021 Zoom Classes



January 9, Saturday
Black & White Wolf
By Pat Lentine, color pencil
Linda Christopher



February 13, Saturday
Hummingbird
By Sherry Nelson, Acrylics
Diane Stiller



March 13, Saturday
A Calm Sea (SDP Paint In)
By Tracy Moreau, Mixed Media
Kathy Ziemba



April 10, Saturday
Forever Loved
By Jill Fitzhenry, Acrylics
Nancy Silver

TBA



May 22, Saturday
Project: TBA
By ??
TBA: Any Volunteer?



June 12, Saturday
Steampunk Owl
By Susan Boerman, Acrylic & CP
Michelle Handley

TBA

July 10, Saturday
Project: TBA
By ??
TBA: Any Volunteer?



August 7, Saturday
Shrinky Dink Leaves Necklace

Jan Heins



September 8, Wednesday
Boo Bunnies (SDP Paint-In)
By Peggy Harris, Acrylics
Diane Stiller



September 11, Saturday
Christmas Rose (Choice of color scheme)
By Faythe Nelson, Acrylics
Rondi Bur



October 9, Saturday
Pumpkin in the Field
By Paulette DiGesare, Acrylics
Connie Vasilnek



November 13, Saturday
Project: Poinsettia
By Judy Ribitch
Judy Ribitch



December 11, Saturday
Snow Days (SDP Paint In)
By Shara Reiner, Acrylics
Diane Stiller

Education: Diane Stiller

Diane Stiller's second 2020 zoom class was Lynne Deptula's Christmas tree pattern which was originally painted on a pillowcase. Check out the photos to see all the different surfaces that members chose to paint it on.

We wrapped up 2020 with Linda Christopher teaching Andrea Scott's Sandy Cane done in colored pencils. This was the first SDP Paint-In that we participated in. We are planning to participate in four more in 2021.

Then Linda Christopher kicked off 2021 with Pat Lentine's black and white color pencil wolf. We had people attending from California, Pennsylvania, and Illinois – the power of Zoom! How about that?! Linda brought up an interesting point about the use of a hand-held manual sharpener – it doesn't eat up as much of your pencil like an electric or battery-operated one does; and as a bonus, it's quieter in class. Linda suggests looking up the following people, who call themselves "colorists", for cheap patterns and you-tube tutorials. She suggests starting with Karen Valentine's you-tube tutorials, and then moving on to Christine Karron and Mariola Budek. Check out Etsy for their patterns.

If you want to participate in any of the zoom classes, please send in your registration form. Don't miss including your phone number and email address so that I can contact you! The next three classes are: Hummingbird on Feb 13, Calm Sea on March 13, and Rose on April 10. If you are not registered, I don't know to send you the pattern, supply list, and prep instructions.

Judy Ribitch has volunteered to teach her poinsettia pattern on November 13; her e-packet will cost \$5. I am still trying to fill May and July if you know anyone who would like to volunteer. We were finally able to contact Susan Boerman and the cost of her Steampunk Owl e-packet is \$5. I have updated the form with the class photos, as well as, the registration form to reflect these changes; they are included in this newsletter.

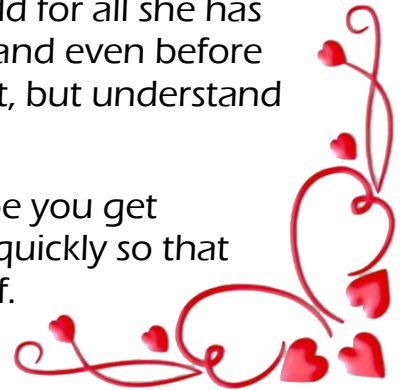
The pattern and prep instructions for the February 13th class featuring Sherry Nelson's Hummingbird pattern were emailed to those who registered for the class. I am planning to have the supply list out within the week.

I have emailed the discount code to those who registered for the Jill Fitzhenry Forever Loved pattern to be taught by Nancy Silver. Jill is generously allowing us a 30% discount on all of her patterns and brushes through the end of April 31.



Many heartfelt thanks go to Sheri Redd for all she has done for this club the past few years, and even before that. We will miss you as our president, but understand that sometimes priorities change.

With our love and support, we all hope you get through these road blocks easily and quickly so that you can get back to the more fun stuff.



DOING
THE MOST
GOOD

The Village Painters
8486 Warner Rd.
Saline, MI 48176

January 7, 2021

To whom it may concern,

Thank you very much for your gift of \$95.00 dated 12/14/2020 with check number 3017 to help The Salvation Army of Washtenaw County Rescue Christmas for our less fortunate neighbors.

This season our Toy Shop gave over 1,024 children two large gifts, crafts, sports items, stuffed animals and books to open on Christmas. Our red kettle campaign generated made over 598,000 even with the challenges faced by the Covid-19 pandemic.

Your generous support enables us, now more than ever, to reach out to those who need help with food, housing, and other daily needs.

Thank you for playing an active part in relieving the burdens of struggling families and individuals. Your support helps us to continue to do the most good and bring hope to our neighbors in crisis. May God Bless you.

Sincerely,

Kris Wood, Major
Corps Officer
Washtenaw County Coordinator

KW/ckr

P.S. For 2019 tax purposes, please be advised that there were no goods or services received for this cash donation.

"There is no reward in doing them good to the poor except in the most real." - Evangelist Booth

WASHTENAW
COUNTY COMMAND
AND ARBORCREST
COMMUNITY CENTER

Kris L. Wood
Corps Officer
& County Coordinator

Mary Ann Wood
Corps Officer

1000 Atlanta Drive
Ann Arbor, MI 48103
phone: (734) 661-3353
fax: (734) 661-0208

Major Redd, General
F. Bradford Bailey, Lieutenant
Commander
John L. Turner, Divisional
Commander

The Village Painters

2021

Proposed Budget



Village Painters Financial Report

January 1—December 31, 2020

Membership	\$ -
Ways and Means	\$ -
Total Income	\$ -
Expenses	
August Picnic	\$ -
Christmas Party	\$ -
Community Service	
Memory Boxes	\$ 50
Treasure Boxes	\$ 50
Corporate Expenses	\$ 400
Education: Seminars 2021	\$ 1,000
Fall Retreat 2021	\$ 300
General Meeting (VP)	\$ 150
Saturday Meeting/project	\$ 100
Hospitality	\$ 25
Learn to Paint	\$ -
Library	\$ -
Membership	\$ 50
Newsletter	\$ -
Paint with Us	\$ -
Pence	\$ 20
Rent - General Meetings	\$ 500
Rent - Board Meeting	\$ -
Spring Fling 2022	\$ 300
Sunshine	\$ 40
Treasurer	\$ 60
Web Site	\$ 200
Total Expenses	\$ 3,245
Difference	\$ (3,245)
Balance on 12/31/2020	\$ 6,856
Anticipated Balance on 12/31/2021	\$ 3,611
CD	\$ 10,700

Income:	
Education - Seminars	\$ 98.00
Donation	\$ 5.00
General Meeting: Saturday Event	\$ 180.00
Membership	\$ 135.00
Ways and Means	\$ 115.00
Total Income:	\$ 533.00
Expenses:	
August Picnic	\$ 121.08
Christmas Party	\$ 501.06
Corporate Expenses	\$ 459.30
Education Seminars	\$ 24.17
Fall Retreat	\$ 20.00
General Meeting	\$ 283.06
Library	\$ 57.19
Memory Boxes	\$ 78.12
Rent - General Meeting	\$ 100.00
Treasurer	\$ 61.98
Sunshine Fund	\$ 16.30
Ways and Means Expenses	\$ 33.93
Website	\$ 171.39
Total Expenses:	\$ 1,927.58
Difference	\$ (1,394.58)

Checkbook Balances:	
Checkbook Balance on 1/1/2020	\$ 8,250.10
Checkbook Balance on 12/31/2020	\$ 6,855.52
Village Painters CD	\$ 10,700.00

The 2020 year end Audit is complete.

—Susan Rhodes

Scrapbook Memories

Diane Stiller's Second Free 2020 Zoom Class
Christmas Tree Pillow pattern by Lynn Deptula



Gail Barton on wood



Kathy Ziemba used silver



Louise Hastings on canvas



Eileen Carroll banner



Pat Butler on shirt



Susan Rhodes basket



Sam Farah banner



Linda Morgan pillow



Jackie Wright used silver



Connie Vasilnek on Xmas tree song fabric



Sheri Redd painted plaid ribbon



Diane Stiller



Sue Drobyshewski box



Jeanine Laderach



**Linda Christopher taught this SDP Paint-In
Sandy Cane Color Pencil Pattern by Andrea Scott**



Linda Morgan



Sam Farah



Darlene Laws



Jan Heins



Connie Vasilnek w/seagulls



Linda Christopher



Eileen Carroll



Cathy McClendon



Sue Vella



Pat Butler

Zoom Christmas Party Show & Tell



Linda Morgan




Louise Hastings



Eileen Carroll



Linda Morgan



Sam Farah




Pat Butler



Linda Morgan



Jan Heins



Eileen Carroll





Rondi Bur painted all of these Michigan logos on this crate



Connie Vasilnek

Rondi Bur



Linda Christopher

Gale Copple

Prudy Vannier taught her Elf Ornament



Diane Stiller

Louise Hastings

Sheri Redd

Joan Mueller



Susan Rhodes

Teresa Palmer

Connie Vasilnek

Christmas Ornament Exchange



Sam Farah



Kathy Fischer



Jan Heins



Eileen Carroll



Pat Butler



Susan Rhodes



Linda Morgan



Connie Vasilnek



Paula Atkinson

Linda Christopher Zoom Class Wolf color pencil pattern by Pat Lentine



Pat Butler



Linda Morgan



Margaret Pedersen



Linda Christopher



Ava Ward



Cindy Welsh (PA)



Donna Sanvordenker (CA)



Margaret Molenda



If you have never participated in a Zoom meeting or taken a Zoom art class, you really are missing out on a lot! With the pandemic forcing a certain amount of isolation, there has never been a better time to learn how to connect with Zoom. It's not difficult.

Village Painters has been holding board meetings and our Holiday Get-together by Zoom. This is a great way to stay connected and share.

There are a LOT of wonderful Zoom art classes being taught in every medium and by your favorite decorative art teachers. Unlike watching a recorded YouTube video, you have the option of interacting with the teacher and asking questions during the class. In most cases, you will then have access to the class via the recording that is made.

Wait no longer! The Zoom tutorials below will enable you to attend chapter meetings, take classes and "mingle" with your art friends!

Linda M, courtesy of Pat Hull , Greater Cincinnati Decorative Artist chapter

A Step-by-Step Guide to a Zoom Meeting:

https://www.seniorsguide.com/technology/a-step-by-step-guide-to-a-zoom-meeting/?%20fbclid=IwAR0oG07RTGYSpBIJcN9R2maPt-dt2Na_wda17tJZW7CA3J2xX9X79c7fAss

(You will have to highlight and copy that whole address and paste it in a search or an internet address line.)

Zoom Installation/Download Instructions:

If you are new to using Zoom, please find below some reference videos that might help:

General download Zoom instructions: <https://zoom.us/support/download>

How to install Zoom on a Mac: <https://support.zoom.us/hc/en-us/articles/203020795-How-To-Install-on-Mac>

How to join Zoom on a Mac: <https://support.zoom.us/hc/en-us/articles/201362033-Getting-Started-on-Windows-and-Mac>

How to join Zoom on a PC: <https://support.zoom.us/hc/en-us/articles/201362193-Joining-a-meeting>

How to join Zoom on an iPad: <https://www.youtube.com/watch?v=TAAiEvPf-vE>