

VILLAGE NEWS AND VIEWS

Volume 44 Issue 1

The Village Painters is an affiliated chapter of
the National Society of Decorative Painters

January/February 2021

Web page <http://www.villagepainters.net>



The Village Painters' 2021 Board

President

Sheri Redd
313-969-7018
sredd3j@gmail.com

Vice President

Secretary

Janice Heins
586-303-5357
tehns@rocketmail.com
and
Darlene Laws
586-709-8566
lawsfamily01@msn.com

Treasurer

Kathy Fischer
734-429-5328
fischerk@umich.edu

Newsletter Editor

Linda Morgan
734-765-5735
morganlj@sbcglobal.net

Membership

Pat Butler
734-944-1918
patbutler9@gmail.com

President's Corner

Happy New Year to all of you!

I wish you all good health, happiness, and an abundance of creative juices to keep your painting and crafting exciting! Our organization is so busy with focusing on ZOOM seminars, so that we can keep our connections with each other, and possibly bring in some new comrades!

While our group is plowing forward with a year full of seminars, I will be stepping down as President. Sometimes life just throws us curve balls, and we have to figure out how to catch them. Fortunately, we have a Board that is eager to help out. I will still assume the responsibilities of the website. I do have lots of updates to put on the web, so please be patient.

This leaves the Village Painters without a President or Vice President. Our hope is that two of you will be able to fill these positions. Please don't hesitate to get with any of the Board members to let them know if you are interested. Then we would like to have a vote at the February general meeting.

Thank you to all of the Board Members for getting us through some tough times, and persevering to move forward with new ways to connect as a group!

Blessings to you all!

Sheri





Board positions open

Things happen, life gets in the way, changes have to be made.

As you have already read, Sheri has had to step aside for awhile, which means we need help on the board.

Please consider this a personal request to you for the opportunity of joining our board and adding your contribution to create a fun-filled club.

We need you for President, Vice-President, Nominations, or Community Service. Of course, the rest of us are willing to help out whenever needed.

Don't let this exciting opportunity pass you by. Contact any board member to let her know you'll be happy to help.



January Birthdays

2 Jackie Wright

5 Teresa Palmer

17 Denise Rogers

18 Jeannine Laderach

19 Kathy Fischer

29 Rondi Bur

31 Nancy Forbes

February Birthdays

15 Pam Hypnar

19 Diane Stiller

22 Audrey Gusmano

FEBRUARY GENERAL MEETING

Thursday, February 4, 2021 6:30 pm

ZOOM

The theme is, of course,
Valentines Day.

Wear your red, pink, or whatever color your Valentine's Day attire is.

Bring your Valentine's goodies to munch on.

We will start with an important business meeting, so we really need your attendance.

Then the fun begins.
Our Valentine Show 'n Tell

Bring:

- ♦ Your oldest UFO that you finished during the pandemic
- ♦ Your Valentine painted piece
- ♦ The piece you're most proud of.
- ♦ Your smiles and laughter.

Christmas Party Update

We still have 15 sets of plates that need to be painted. If you are interested in painting any, please email me a photo of the pattern you want to use so I can make sure we don't have duplicates of the same Santa. Then you can pick up the plates from me. I have set a March 11th deadline to have them back to me.

I still need four sets that did not get back to me in November.

Barbara Derby

blderby3@yahoo.com

2021 Calendar of Events

All classes listed are ZOOM classes.

Instructions follow later in this newsletter for using Zoom. It really is easy, and so worth it.

Jan 9, 10 am—Pat Lentine's Black & White Wolf

Color pencil, led by Linda Christopher

Feb 13, 10 am—Sherry Nelson's Hummingbird

Acrylic, Taught by Diane Stiller

Mar 13, 10 am—Tracy Moreau's A Calm Sea

SDP Paint-in, mixed media, by Kathy Ziemba

Apr 10, 10 am—Jill Fitzhenry's Forever Loved

Acrylic, Led by Nancy Silver

May 22, 10 am—To Be Announced

Jun 9, 10am—Lydia Steeves' Chickadee on Branch

SDP Paint-In, CP, led by Linda Christopher

Jun 12 10 am—Susan Boerman's Steampunk Owl

Acrylic & CP, led by Michelle Handley

Jul 10, 10am—To Be Announced

Aug 7, 10am—Shrinky Dink Leaves Necklace

Acrylic, Taught by Jan Heins

Sep 8, 10 am—Peggy Harris' Boo Bunnies

SDP Paint-In, Acrylic, Led by Diane Stiller

Sep 11, 10am—Faythe Nelson's Christmas Rose

Acrylic, Taught by Rondi Bur

Oct 9, 10am—Paulette DiGesare's Pumpkin

In the Field

Acrylic, Taught by Connie Vasilnek

Nov 13, 10am—Judy Ribitch's Poinsettia

Taught by Judy Ribitch

Dec 11, 10 am—Shara Reiner's Snow Days

SDP Paint-In, Acrylic, Led by Diane Stiller



To our new members:

Carol Doyle

Pamela Duffey

Kim Eash

Kay Fradeneck

Linda Kapp

Vicki Michael

Ruth Rodriguez

JoAnn Smith

Cynthia Welsh



General Meetings

will be held by ZOOM

On the first Thursday of the even months at 6:00 pm:

February, April, June, August, October, December

Board Meetings

will be held by ZOOM

On the first Thursday of odd months at 6:30 pm

January, March, May, July if needed, September, November

And January 29, 6:30 pm, special

The Village Painters 2021 Zoom Classes



January 9, Saturday
Black & White Wolf
By Pat Lentine, color pencil
Linda Christopher



February 13, Saturday
Hummingbird
By Sherry Nelson, Acrylics
Diane Stiller



March 13, Saturday
A Calm Sea (SDP Paint In)
By Tracy Moreau, Mixed Media
Kathy Ziemba



April 10, Saturday
Forever Loved
By Jill Fitzhenry, Acrylics
Nancy Silver

TBA



May 22, Saturday
Project: TBA
By ??
TBA: Any Volunteer?



June 12, Saturday
Steampunk Owl
By Susan Boerman, Acrylic & CP
Michelle Handley

TBA

July 10, Saturday
Project: TBA
By ??
TBA: Any Volunteer?



August 7, Saturday
Shrinky Dink Leaves Necklace

Jan Heins



September 8, Wednesday
Boo Bunnies (SDP Paint-In)
By Peggy Harris, Acrylics
Diane Stiller



September 11, Saturday
Christmas Rose (Choice of color scheme)
By Faythe Nelson, Acrylics
Rondi Bur



October 9, Saturday
Pumpkin in the Field
By Paulette DiGesare, Acrylics
Connie Vasilnek



November 13, Saturday
Project: Poinsettia
By Judy Ribitch
Judy Ribitch



December 11, Saturday
Snow Days (SDP Paint In)
By Shara Reiner, Acrylics
Diane Stiller

Education: Diane Stiller

Diane Stiller's second 2020 zoom class was Lynne Deptula's Christmas tree pattern which was originally painted on a pillowcase. Check out the photos to see all the different surfaces that members chose to paint it on.

We wrapped up 2020 with Linda Christopher teaching Andrea Scott's Sandy Cane done in colored pencils. This was the first SDP Paint-In that we participated in. We are planning to participate in four more in 2021.

Then Linda Christopher kicked off 2021 with Pat Lentine's black and white color pencil wolf. We had people attending from California, Pennsylvania, and Illinois – the power of Zoom! How about that?! Linda brought up an interesting point about the use of a hand-held manual sharpener – it doesn't eat up as much of your pencil like an electric or battery-operated one does; and as a bonus, it's quieter in class. Linda suggests looking up the following people, who call themselves "colorists", for cheap patterns and you-tube tutorials. She suggests starting with Karen Valentine's you-tube tutorials, and then moving on to Christine Karron and Mariola Budek. Check out Etsy for their patterns.

If you want to participate in any of the zoom classes, please send in your registration form. Don't miss including your phone number and email address so that I can contact you! The next three classes are: Hummingbird on Feb 13, Calm Sea on March 13, and Rose on April 10. If you are not registered, I don't know to send you the pattern, supply list, and prep instructions.

Judy Ribitch has volunteered to teach her poinsettia pattern on November 13; her e-packet will cost \$5. I am still trying to fill May and July if you know anyone who would like to volunteer. We were finally able to contact Susan Boerman and the cost of her Steampunk Owl e-packet is \$5. I have updated the form with the class photos, as well as, the registration form to reflect these changes; they are included in this newsletter.

The pattern and prep instructions for the February 13th class featuring Sherry Nelson's Hummingbird pattern were emailed to those who registered for the class. I am planning to have the supply list out within the week.

I have emailed the discount code to those who registered for the Jill Fitzhenry Forever Loved pattern to be taught by Nancy Silver. Jill is generously allowing us a 30% discount on all of her patterns and brushes through the end of April 31.

The Village Painters Zoom Class Registration Form

Zoom class will be held from 10:00 am - approx. 2:30 pm

Total amount for selected classes	\$0	\$	\$	Total =	Check #
-----------------------------------	-----	----	----	---------	---------

<input type="checkbox"/>	Yes, I am a member of the Village Painters	Name	
<input type="checkbox"/>	No, I am not a member of the Village Painters	Email Address	
		Phone #	
		If a non-member, need address	

Make check payable to: The Village Painters

Mail to: Diane Stiller, 674 W. Canfield St., Detroit, MI 48201

If no money is owed, then you can take a photo of the form and email (not text) to dianestiller@sbcglobal.net. Put "VP Registration" as subject.

Please note that all fees are **non-refundable**. The pattern, supply list, prep, and instructions will be emailed to you.

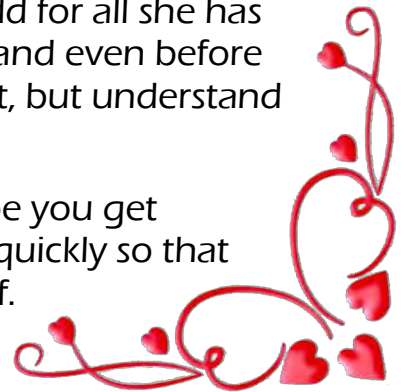
In the event that you can't pick up the materials, if noted for a class, then you may need to arrange to send a self-addressed stamped envelope.

Contact Diane Stiller at 313-720-1836 or dianestiller@sbcglobal.net if you have questions or cannot attend.



Many heartfelt thanks go to Sheri Redd for all she has done for this club the past few years, and even before that. We will miss you as our president, but understand that sometimes priorities change.

With our love and support, we all hope you get through these road blocks easily and quickly so that you can get back to the more fun stuff.



DOING
THE MOST
GOOD

The Village Painters
8486 Warner Rd.
Saline, MI 48176

January 7, 2021

To whom it may concern,

Thank you very much for your gift of \$95.00 dated 12/14/2020 with check number 3017 to help The Salvation Army of Washtenaw County Rescue Christmas for our less fortunate neighbors.

This season our Toy Shop gave over 1,024 children two large gifts, crafts, sports items, stuffed animals and books to open on Christmas. Our red kettle campaign generated made over 598,000 even with the challenges faced by the Covid-19 pandemic.

Your generous support enables us, now more than ever, to reach out to those who need help with food, housing, and other daily needs.

Thank you for playing an active part in relieving the burdens of struggling families and individuals. Your support helps us to continue to do the most good and bring hope to our neighbors in crisis. May God Bless you.

Sincerely,

Kris Wood, Major
Corps Officer
Washtenaw County Coordinator

KW/ckr

P.S. For 2019 tax purposes, please be advised that there were no goods or services received for this cash donation.

"...there is no reward in doing these things, but the most people in the most need." - Evangelist Booth

WASHTENAW
COUNTY COMMANDING
OFFICER
COMMUNITY CENTER

Kris L. Wood,
Corps Officer
& County Coordinator

Mary Ann Wood,
Corps Officer

Donna Lane Price,
Ann Arbor, MI 48103
phone: (734) 668-3353
fax: (734) 668-0208

Major Fiddle, General
F. Bradford Bailey, Lieutenant
Commander
John L. Turner, Divisional
Commander

The Village Painters

2021

Proposed Budget



Village Painters Financial Report

January 1—December 31, 2020

Membership	\$ -
Ways and Means	\$ -
Total Income	\$ -
Expenses	
August Picnic	\$ -
Christmas Party	\$ -
Community Service	
Memory Boxes	\$ 50
Treasure Boxes	\$ 50
Corporate Expenses	\$ 400
Education: Seminars 2021	\$ 1,000
Fall Retreat 2021	\$ 300
General Meeting (VP)	\$ 150
Saturday Meeting/project	\$ 100
Hospitality	\$ 25
Learn to Paint	\$ -
Library	\$ -
Membership	\$ 50
Newsletter	\$ -
Paint with Us	\$ -
Pence	\$ 20
Rent - General Meetings	\$ 500
Rent - Board Meeting	\$ -
Spring Fling 2022	\$ 300
Sunshine	\$ 40
Treasurer	\$ 60
Web Site	\$ 200
Total Expenses	\$ 3,245
Difference	\$ (3,245)
Balance on 12/31/2020	\$ 6,856
Anticipated Balance on 12/31/2021	\$ 3,611
CD	\$ 10,700

Income:	
Education - Seminars	\$ 98.00
Donation	\$ 5.00
General Meeting: Saturday Event	\$ 180.00
Membership	\$ 135.00
Ways and Means	\$ 115.00
Total Income:	\$ 533.00
Expenses:	
August Picnic	\$ 121.08
Christmas Party	\$ 501.06
Corporate Expenses	\$ 459.30
Education Seminars	\$ 24.17
Fall Retreat	\$ 20.00
General Meeting	\$ 283.06
Library	\$ 57.19
Memory Boxes	\$ 78.12
Rent - General Meeting	\$ 100.00
Treasurer	\$ 61.98
Sunshine Fund	\$ 16.30
Ways and Means Expenses	\$ 33.93
Website	\$ 171.39
Total Expenses:	\$ 1,927.58
Difference	\$ (1,394.58)

Checkbook Balances:	
Checkbook Balance on 1/1/2020	\$ 8,250.10
Checkbook Balance on 12/31/2020	\$ 6,855.52
Village Painters CD	\$ 10,700.00

The 2020 year end Audit is complete.

—Susan Rhodes

Scrapbook Memories

Diane Stiller's Second Free 2020 Zoom Class
Christmas Tree Pillow pattern by Lynn Deptula



Gail Barton on wood



Kathy Ziemba used silver



Louise Hastings on canvas



Eileen Carroll banner



Pat Butler on shirt



Susan Rhodes basket



Sam Farah banner



Linda Morgan pillow



Jackie Wright used silver



Connie Vasilnek on Xmas tree song fabric



Sheri Redd painted plaid ribbon



Diane Stiller



Sue Drobyshewski box



Jeanine Laderach



**Linda Christopher taught this SDP Paint-In
Sandy Cane Color Pencil Pattern by Andrea Scott**



Linda Morgan



Sam Farah



Darlene Laws



Jan Heins



Connie Vasilnek w/seagulls



Linda Christopher



Eileen Carroll



Cathy McClendon



Sue Vella



Pat Butler

Zoom Christmas Party Show & Tell



Linda Morgan



Louise Hastings



Eileen Carroll



Linda Morgan



Sam Farah



Pat Butler




Linda Morgan



Jan Heins




Eileen Carroll







Rondi Bur painted all of these Michigan logos on this crate



Connie Vasilnek

Rondi Bur



Linda Christopher

Gale Copple

Prudy Vannier taught her Elf Ornament




Diane Stiller

Louise Hastings

Sheri Redd

Joan Mueller



Susan Rhodes

Teresa Palmer

Connie Vasilnek

Christmas Ornament Exchange



Sam Farah



Kathy Fischer



Jan Heins



Eileen Carroll



Pat Butler



Susan Rhodes



Linda Morgan



Connie Vasilnek



Paula Atkinson

Linda Christopher Zoom Class Wolf color pencil pattern by Pat Lentine



Pat Butler



Linda Morgan



Margaret Pedersen



Linda Christopher



Ava Ward



Cindy Welsh (PA)



Donna Sanvordenker (CA)



Margaret Molenda



If you have never participated in a Zoom meeting or taken a Zoom art class, you really are missing out on a lot! With the pandemic forcing a certain amount of isolation, there has never been a better time to learn how to connect with Zoom. It's not difficult.

Village Painters has been holding board meetings and our Holiday Get-together by Zoom. This is a great way to stay connected and share.

There are a LOT of wonderful Zoom art classes being taught in every medium and by your favorite decorative art teachers. Unlike watching a recorded YouTube video, you have the option of interacting with the teacher and asking questions during the class. In most cases, you will then have access to the class via the recording that is made.

Wait no longer! The Zoom tutorials below will enable you to attend chapter meetings, take classes and “mingle” with your art friends!

Linda M, courtesy of Pat Hull , Greater Cincinnati Decorative Artist chapter

A Step-by-Step Guide to a Zoom Meeting:

https://www.seniorsguide.com/technology/a-step-by-step-guide-to-a-zoom-meeting/?%20fbclid=IwAR0oG07RTGYSpBIJcN9R2maPt-dt2Na_wda17tJZW7CA3J2xX9X79c7fAss

(You will have to highlight and copy that whole address and paste it in a search or an internet address line.)

Zoom Installation/Download Instructions:

If you are new to using Zoom, please find below some reference videos that might help:

General download Zoom instructions: <https://zoom.us/support/download>

How to install Zoom on a Mac: <https://support.zoom.us/hc/en-us/articles/203020795-How-To-Install-on-Mac>

How to join Zoom on a Mac: <https://support.zoom.us/hc/en-us/articles/201362033-Getting-Started-on-Windows-and-Mac>

How to join Zoom on a PC: <https://support.zoom.us/hc/en-us/articles/201362193-Joining-a-meeting>

How to join Zoom on an iPad: <https://www.youtube.com/watch?v=TAAiEvPf-vE>

VILLAGE NEWS AND VIEWS

Volume 44 Issue 2

The Village Painters is an affiliated chapter of
the National Society of Decorative Painters

March/April 2021

Web page <http://www.villagepainters.net>



The Village Painters' 2021 Board

President

Linda Christopher
734-718-3745
lindachristopher60@gmail.com

Vice President

Denise Robert
734-658-2222
deni831@aol.com

Secretary

Janice Heins
586-303-5357
tehns@rocketmail.com
and
Darlene Laws
586-709-8566
lawsfamily01@msn.com

Treasurer

Kathy Fischer
734-429-5328
fischerk@umich.edu

Newsletter Editor

Linda Morgan
734-765-5735
morganlj@sbcglobal.net

Membership

Pat Butler
734-944-1918
patbutler9@gmail.com

President's Corner

Good Day Ladies,

I'm baaacccccckkkk! And I am delighted to be.

I cannot thank Sheri enough for stepping in when I was overwhelmed with life. Thank YOU! Thank You! Thank You!!!

I am really excited about taking over the helm at this time. The Village Painters are growing (82 members), mostly due to Diane Stiller's work on ZOOM. Thank you, Diane. We currently have members all over the United States. I think that is very cool. Many chapters did not survive the pandemic, and we not only survived but grew and because of that we automatically qualify for the Chapter Achievement Award. Pat yourself on the back.

Your board is currently working on bringing our document retention program into the 21st century. Kathy Fischer has led the task force in this endeavor. Thank you, Kathy.

I am currently leading a task force to look at our jobs and their descriptions with the goal of streamlining them to make it easier for everyone to be able to take a more active part.

So, here's to another great year of fun, friends and painting.

Linda





Thank you to our newest
board members!

Linda Christopher, President

Denise Robert, Vice-President

Connie Vasilnek, Sunshine



April General Meeting News— NOTE THE TIME!!

APRIL 8 at 6 pm.

Our theme is:

SPRING AND EASTER

Put on your Easter bonnet, bring along your Easter basket of goodies to virtually share, and join in on some fun.

Bring your Easter or Spring themed Show-N-Tell items, and other pieces you're anxious to show us.

And now for the (optional) fun part:

Create an Easter/Spring themed project to include something from the following list:

Spring flowers, bunnies, eggs, ducks, etc... You get the idea.

OR

Tell a joke.

Come check in on ZOOM with us

On APRIL 8 at 6 pm.



March Birthdays

- 1 Joyce Kuzera
- 2 Kathy Helm
- 4 Diana Winn
- 8 Shelley Lackey
- 11 Barbara Derby
- 13 Jean Trimpe
- 14 Louise Hastings

April Birthdays

- 6 Linda Kapp
- 7 Sandra Ledger
- 11 Janis Creswell
- 20 Sue Vella
- 21 Cathy McClendon
- 29 Sally Thirjung
- 30 Margaret Pedersen



We are saddened by the passing of
of our former member, Gale Cope.
This sweet lady will be truly missed.

2021 Calendar of Events

All classes listed are ZOOM classes.

Instructions follow later in this newsletter for using Zoom. It really is easy, and so worth it.

- Mar 13, 10 am—Tracy Moreau's A Calm Sea
SDP Paint-in, mixed media, by Kathy Ziemba
- Apr 10, 10 am—Jill Fitzhenry's Forever Loved
Acrylic, Led by Nancy Silver
- May 22, 10 am—Garden Pavers
Acrylic & Quickwood, led by Kathy Ziemba
- Jun 9, 10am—Lydia Steeves' Chickadee on Branch
SDP Paint-In, CP, led by Linda Christopher
- Jun 12 10 am—Susan Boerman's Steampunk Owl
Acrylic & CP, led by Michelle Handley
- Jul 10, 10am—Garden Angel Spindle
Acrylic—self directed
- Aug 7, 10am—Shrinky Dink Leaves Necklace
Acrylic, Taught by Jan Heins
- Aug 12, 5-8 pm Picnic
- Sep 8, 10 am—Peggy Harris' Boo Bunnies
SDP Paint-In, Acrylic, Led by Diane Stiller
- Sep 11, 10am—Faythe Nelson's Christmas Rose
Acrylic, Taught by Rondi Bur
- Sept 24-26 Fall Retreat
- Oct 9, 10am—Paulette DiGesare's Pumpkin
In the Field
Acrylic, Taught by Connie Vasilnek
- Nov 13, 10am—Judy Ribitch's Poinsettia
Taught by Judy Ribitch
- Dec 2—Christmas Party
- Dec 11, 10 am—Shara Reiner's Snow Days



To our newest members:

Fransien Garrett

Sherill Martens

Margaret Molenda

Regina (Reggie) Oswald

Janet Reynolds

Judy Ribitch

Carolyn Swasey



General Meetings

Apr 8, June 3, Oct 7

will be held by ZOOM

at 6:00 pm

August 12, 5-8 pm Picnic

Live at Plymouth Township Park

December 2 - Christmas Party

Board Meetings

will be held by ZOOM

Mar 4, May 6, July 8 if needed,

Sept 2, Nov 4

At 6:30 pm

The Village Painters 2021 Zoom Classes



January 9, Saturday
Black & White Wolf
By Pat Lentine, color pencil
Linda Christopher



February 13, Saturday
Hummingbird
By Sherry Nelson, Acrylics
Diane Stiller



March 13, Saturday
A Calm Sea (SDP Paint In)
By Tracy Moreau, Mixed Media
Kathy Ziemba



April 10, Saturday
Forever Loved
By Jill Fitzhenry, Acrylics
Nancy Silver



May 22, Saturday
Project: Three Garden Pavers & QuikWood
By Kathy Ziemba
Kathy Ziemba



June 9, Wednesday
Chickadee on Branch (SDP Paint-In)
By Lydia Steeves, Color Pencil
Linda Christopher



June 12, Saturday
Steampunk Owl
By Susan Boerman, Acrylic & CP
Michelle Handley



July 10, Saturday
Project: Garden Angel
Self Directed



August 7, Saturday
Shrinky Dink Leaves Necklace

Jan Heins



September 8, Wednesday
Boo Bunnies (SDP Paint-In)
By Peggy Harris, Acrylics
Diane Stiller



September 11, Saturday
Christmas Rose (Choice of color scheme)
By Faythe Nelson, Acrylics
Rondi Bur





October 9, Saturday
Pumpkin in the Field
By Paulette DiGesare, Acrylics



November 13, Saturday
Project: Poinsettia
By Judy Ribitch



December 11, Saturday
Snow Days (SDP Paint In)
By Shara Reiner, Acrylics

Education: Diane Stiller

The hummingbird zoom class was instructed by Diane Stiller with permission from Sherry Nelson. There were 23 participants. Everyone had a great time. Check out the photos and see how well everyone did.

Next up is A Calm Sea, a pattern by Tracy Moreau and part of the SDP paint-in program. Kathy Ziemba will be teaching this mixed media class.

In April Nancy Silver will teach Jill Fitzhenry's pattern, Forever Loved Rose. I hope everyone is taking advantage of the 30% discount that Jill is allowing for anything purchased on her web site through April 30. If you would like to register for this class, there is still time to let me know. The deadline is April 2. I hope to email the pattern, supply list, and prep instructions sometime this week. Don't forget that you need to purchase the e-packet yourself. Nancy's supply list and prep instructions will be a little different than what the e-packet says.

In May, Kathy Ziemba will teach three garden paver and Quik Wood designs. You may want to purchase the Quik Wood for the project as soon as possible given that some of the stores that we rely on to purchase it from may be out of it. Bear with Us, which is going out of business, still has some. Put "wood epoxy" to search for it on their web site. Once they are out of it, they will no longer stock it. You will need two 2 oz tubes, maybe three just to be safe; depends on how large you make your Quik Wood designs.

If you want to participate in any of the zoom classes, please send in your registration form. Don't miss including your phone number and email address so that I can contact you! If you are not registered, I don't know to send you the pattern, supply list, and prep instructions.

DID YOU KNOW



Especially in this time of isolation, you don't need to stop connecting and painting. There are tons of groups on Face Book offering classes, videos, sharing, and chatting. It's fun to see what others have been painting and to continue to learn new techniques.

Here are just some of the Facebook groups:

Paint Happens, Artful Webinars, Tole Painters Unite, Let's Paint With Plaid, Create & Connect, Creative Innovations, Deco Art, Artfully Connected, Artful Endeavors.

Also, many teachers have their own groups. Just log on to Facebook and do a search.

In place of live trade shows, there is Onlinemarket Spot by Crafters and Creatives.

Most of these groups require you to become a member, but that's just to limit the group to people who are interested in painting.

Join the fun and check them out.

The Village Painters Zoom Class Registration Form

Zoom class will be held from 10:00 am - approx. 2:30 pm

Date	Day	Project	Pattern by:	Medium	Instructor	Class Fee		Other Fees		X in box to select class	Registration Deadline	Comment
						Member	Non-Member	e-packet	Supplies			
Jan 9	Sat	Black & White Wolf	Pat Lentine	Color Pencil	Linda Christopher	Free	\$20	\$5	\$0		Dec 27	Diane will order the e-packet
Feb 13	Sat	Hummingbird	Sherry Nelson	Acrylic	Diane Stiller	Free	\$20	\$0	\$0		Feb 5	
Mar 13	Sat	A Calm Sea (SDP Paint-In)	Tracy Moreau	Mixed Media	Kathy Ziembra	Free	\$20	\$0	\$0		Mar 5	
Apr 10	Sat	Forever Loved	Jill Fitzhenry (Jillybean)	Acrylic	Nancy Silver	Free	\$20	\$0	\$0		Apr 2	You will receive a 30% discount on all items on her site. Register to receive the code.
May 22	Sat	3 Garden Pavers & Quikwood	Kathy Ziembra	Acrylic/Quikwood	Kathy Ziembra	Free	\$20	\$0	\$0		May 14	
June 9	Wed	Chickadee (SDP Paint-In)	Lydia Steeves	Color Pencil	Linda Christopher	Free	\$20	\$0	\$0		June 4	
June 12	Sat	Steampunk Owl	Susan Boerman	Acrylic + CP	Michelle Handley	Free	\$20	\$5	\$0		June 4	Diane will order the e-packet
July 10	Sat	Garden Angel Spindle		Acrylic	Self Directed	Free	\$20	\$0	\$0		July 2	
Aug 7	Sat	Shrinky Dink Leaves		Acrylic	Jan Heins	Free	\$20	\$0	\$5		July 23	Arrange to pick up materials
Sept 8	Wed	Boo Bunnies (SDP Paint-In)	Peggy Harris	Acrylic	Diane Stiller	Free	\$20	\$0	\$0		Sept 3	
Sept 11	Sat	Christmas Rose	Faythe Nelson	Acrylic	Rondi Bur	Free	\$20	\$0	\$0		Sept 1	Arrange to pick up mat
Oct 9	Sat	Pumpkin in the Field	Paulette DiGesare	Acrylic	Connie Vasilnek	Free	\$20	\$6	\$0		Sept 24	Diane will order the e-packet
Nov 13	Sat	Poinsettia	Judy Ribitch	Acrylic	Judy Ribitch	Free	\$20	\$5	TBA		Oct 31	Diane will order the e-packet
Dec 11	Sat	Snow Days (SDP Paint-In)	Shara Reiner	Acrylic	Diane Stiller	Free	\$20	\$0	\$0		Dec 3	

Total amount for selected classes

\$0 \$ \$ \$ Total = Check #

☐

Yes, I am a member of the Village Painters

No, I am not a member of the Village Painters

Name	
Email Address	
Phone #	
If a non-member, need address	

Make check payable to: The Village Painters

Mail to: Diane Stiller, 674 W. Canfield St., Detroit, MI 48201

If no money is owed, then you can take a photo of the form and email (not text) to dianestiller@sbcglobal.net. Put "VP Registration" as subject. Please note that all fees are **non-refundable**. The pattern, supply list, prep, and instructions will be emailed to you.

In the event that you can't pick up the materials, if noted for a class, then you may need to arrange to send a self-addressed stamped envelope. Contact Diane Stiller at 313-720-1836 or dianestiller@sbcglobal.net if you have questions or cannot attend.

MEMORY BOXES and TREASURE BOXES

Thanks to all who continue to paint Memory and Treasure boxes ❤️

I would like to collect any finished boxes at the August 12th picnic. If you are not coming to the picnic, and have finished memory or treasure boxes, please contact me and I will arrange to meet with you to pick them up. I will be bringing more unfinished boxes to the picnic for you to take home. If you have "old" unfinished boxes laying around this would be a great time to finish them so the Treasure Boxes can be delivered to Shriners, and the Memory Boxes to various hospitals. There is a need for more boxes for boys.

You're all awesome!

Thanks,

Rondi Bur 734-718-7984, bursnest@yahoo.com



Village Painters August Picnic

Please join us on August 12, 2021 for The Village Painters Annual August Picnic from 5:00 PM – 8:00 PM!

This Photo by Un-

This year's picnic will be held at the Plymouth Township Park Pavilion located at:

46640 Ann Arbor Trail
Plymouth, MI 48170

We have all missed being together for the last year, therefore we are excited to be planning a somewhat different version of our typical event. We are asking that everyone provide their own picnic meal and drink this year to keep all members comfortable with COVID-19 safety measures. We plan on doing our best to also have the seating reasonably distanced.

We will be having some of our regular general meeting activities including:

Ways & Means

Show & Tell (please limit to 3 items each member due to table space)

Library

Pence Box

The Trunk Sale

More information will follow in upcoming newsletters!

Looking forward to getting back to a little bit of normal!

Village Painters Picnic Committee

Connie Vasilnek

Denise Robert

Susan Rhodes

Screenshots from the February General Meeting
Valentine's Party
There was pink everywhere.



Scrapbook Memories

February Zoom General Meeting: Valentine's Day Theme



Kathy Fischer




Pat Butler



Diane Stiller



Connie Vasilnek




Lucy Cunningham



Marilyn Cunningham



Linda Morgan



Karen Capshaw



Connie Vasilnek



Maureen VanBuhler




Sam Farah



Dawn Billiau



Eileen Carroll



Rondi Bur

Pat Butler colored pencil



Susan Rhodes

Kathy Ziemba



Cathy Uhring

Kathy Ziemba



Linda Christopher colored pencil



Pat Butler



Joan Mueller



Joan Mueller

Diane Stiller Zoom Class Hummingbird pattern by Sherry Nelson




Karen Capshaw



Eileen Carroll



Sam Farah



Diane Stiller



Cindy Mullins



Jan Heins



Pam Duffey



Pat Butler



Jackie Wright



Kathy Fischer



JoAnn Smith



Cindy Welsh



Fransien Garrett



Lisa Bovin



Kathy Ziemba



Nancy Silver



Susan Rhodes

Lydia Steeves colored pencil class



Eileen Carroll



Pat Butler

VILLAGE NEWS AND VIEWS



Volume 44 Issue 3

The Village Painters is an affiliated chapter of
the National Society of Decorative Painters

May/June 2021

Web page <http://www.villagepainters.net>



The Village Painters' 2021 Board

President

Linda Christopher
734-718-3745
lindachristopher60@gmail.com

Vice President

Denise Robert
734-658-2222
deni831@aol.com

Secretary

Janice Heins
586-303-5357
tehns@rocketmail.com
and
Darlene Laws
586-709-8566
lawsfamily01@msn.com

Treasurer

Kathy Fischer
734-429-5328
fischerk@umich.edu

Newsletter Editor

Linda Morgan
734-765-5735
morganlj@sbcglobal.net

Membership

Pat Butler
734-944-1918
patbutler9@gmail.com

President's Corner

Greetings

What a wonderful year we are having. So many projects to pick from, I wish I could do them all, but my body demands some sleep. Fussy thing.

Your board is hard at work bringing us into the 21st century and plans are already in the works for our re-gathering. It will be such a pleasure to see everyone again. Live and in person!!!!

We can be proud of ourselves and pat ourselves on the back. When so many other chapters have disbanded The Village Painters has grown. We now have 85 members from all over the U.S. So very cool!!!

I don't have a lot to say, read the newsletter carefully and always remember:

"Blessed are we who can laugh at ourselves for we shall never cease to be amused."

Stay painting and laughing.

Linda



2021 Calendar of Events

All classes listed are ZOOM classes.

Instructions follow later in this newsletter for using Zoom. It really is easy, and so worth it.

May 22, 10 am—Garden Pavers

Acrylic & Quickwood, led by Kathy Ziemba

Jun 9, 10am—Lydia Steeves' Chickadee on Branch

SDP Paint-In, CP, led by Linda Christopher

Jun 12 10 am—Susan Boerman's Steampunk Owl

Acrylic & CP, led by Michelle Handley

Jul 24, 10am—Garden Angel Spindle

Acrylic—self directed

Aug 7, 10am—Shrinky Dink Leaves Necklace

Acrylic, Taught by Jan Heins

Aug 12, 5-8 pm Picnic

Sep 8, 10 am—Peggy Harris' Boo Bunnies

SDP Paint-In, Acrylic, Led by Diane Stiller

Sep 11, 10am—Faythe Nelson's Christmas Rose

Acrylic, Taught by Rondi Bur

Sept 24-26 Fall Retreat

Oct 2, 10am—Paulette DiGesare's Pumpkin

In the Field

Acrylic, Taught by Connie Vasilnek

Nov 13, 10am—Judy Ribitch's Poinsettia

Taught by Judy Ribitch

Dec 2—Christmas Party

Dec 11, 10 am—Shara Reiner's Snow Days

SDP Paint-In, Acrylic, Led by Diane Stiller



WAYS AND MEANS

As we look forward to seeing each other again, the Ways and Means committee is planning for the Christmas Party pence raffle.

You can bring your painted donated item to the August picnic or call Loretta (734-459-4098) or Cathy (734-455-6368).

Items will also be accepted at the Christmas Party, but please call to let us know you are bringing something and the approximate size. All items are appreciated.



General Meetings

June 3, Oct 7

will be held by ZOOM

at 6:00 pm

August 12, 5-8 pm Picnic

Live at Plymouth Township Park

December 2 - Christmas Party

Board Meetings

will be held by ZOOM

July 8 if needed,

Sept 2, Nov 4

At 6:30 pm



MEMORY & TREASURE BOXES

On March 24 I delivered 32 Treasure Boxes to Shriner's. They were very happy to receive them and to know we are still painting for them. On May 10 I delivered 21 to Harper Hutzal Hospital.

On May 7 I delivered 24 Memory Boxes to Providence-Southfield. Reilene met me outside and was really happy we are delivering boxes to them again. I still have to set dates to deliver to Children's-Detroit and Beaumont-Botsford. My calls to each hospital were met with great enthusiasm! It has been a while, but the hospitals are ready and willing to accept our boxes again. Yay!

The hospitals have also requested that we not get too "cutesy" with the Memory Boxes. These families have suffered a loss and are mourning. Please take that into consideration when you choose what to paint on the Memory Boxes. Thank you. Enjoy putting the cute, fun pictures on the Treasure Boxes!

I'm sure we all have boxes we have brought home that need to be finished, or started. NOW is the time to do that! We will be having two raffles at the August Picnic. One for Memory Boxes, and one for Treasure Boxes. We will draw one name from the names of those who brought boxes to the picnic and the two ladies whose names are drawn will receive their Village Painters 2022 dues FREE! Can't pass that up!!! So keep painting ladies. Hope to see you all, and your boxes, at the August Picnic.

Thanks, Rondi



May Birthdays

5 Reggie Oswald

25 Sheri Redd

26 Joan Mueller

June Birthdays

4 Sue Hazelton

5 Kim Eash

6 Janet Reynolds

10 Carol Doyle

10 Debi Keeling

11 Prudy Vannier

12 Marilyn Cunningham

21 Pam Duffey

25 Ruth Rodriguez

30 Gale Copple



Fall Retreat 2021 Update

Currently Skyline is following the State, American Camp Assoc., and CDC guidelines.

Under those guidelines they can only have 15 people and they can only be from 3 families.

This may change by September, so the committee has decided to wait until August before we make a final decision.

We will keep you informed and hopefully we can all get together in the Fall.

Paula Atkinson

Education – Diane Stiller

Fourteen people attended Kathy Ziemba's A Calm Sea class in March. It was a SDP Paint-In using Tracy Moreau's mixed media pattern, A Calm Sea. Sue Hazelton's daughter, Roni, and grand-daughter, Sydney, participated making it a family affair. There are words cut out and pasted onto the painting. Cathy McClendon was sooooo clever and cut them into cloud shapes. Joan Mueller added a wave. Check out the photos and see what everyone did. Thanks, Kathy!

Kathy Ziemba recommended a few of her favorite brushes which are pictured below. They hold a lot of paint and can come to a very fine point. She was also using a Ranger Heat It Craft Tool which dried the paint and medium quickly and very quietly; much better than a blow dryer. You know that you can never have too many brushes and tools.

#2 Faux Squirrel 1827 Rigger by Dynasty

#2 Loew Cornell 7020 Ultra Round

18/0 Chris's (Haughey) Epic 924 Script Liner



Twenty-seven people attended Nancy Silver's class, Forever Loved Rose, a Jill (Jillybean) Fitzhenry pattern. Nancy handled the zoom class herself using the video camera feature on her cell phone. Great job, Nancy!

Coming up next:

Saturday, May 22: Three garden pavers using QuikWood taught by Kathy Ziemba

Wednesday, June 9: SDP Paint-in using Lydia Steeves' Chickadee on Branch pattern taught by Linda Christopher

Saturday, June 12: Steampunk Owl pattern by Susan Boerman taught by Michelle Handley

I have emailed everyone who registered the supply list, pattern and prep work for the three garden pavers. I will be emailing the pattern and prep work for the June classes in early May. Contact me if you still want to register for these classes.

Outstanding Class Fees

I will be sending out individual emails within the week to those members who owe monies for class e-packets or supplies for the remainder of the year. Please keep your eyes open for this email especially those of you who are registered for the June 12th Steampunk Owl class.

Class Date Changes due to conflict in schedule

Garden Angel Spindle – date changed from July 10 to July 24

Pumpkin in the Field – date changed from October 9 to October 2

I sent an email to everyone already registered for these two classes on April 17. Please mark your calendar.

Don't miss a class!

If you are finding it hard to keep track of all the zoom classes that you have registered for, here are some suggestions from members:

Create a folder in your email application entitled "Seminars" or "Zoom Classes" or "Village Painters" and as soon as you receive an email, move it to this folder. That way they will be easier to find when you look for them.

Check your junk mail for emails

Use a colorful folder to put all of your class materials in; maybe one for each class

Put all of your class materials into a plastic sheet protector

Put all of your class materials into one drawer or on one shelf so there is only one place for you to look

Mark your calendar and keep a copy of your registration form

If you need to check out the project, date, or time of a class, the class schedule with photos and the registration form is available on our web site, villagepainters.net under Seminars, as well as in our newsletters. All of the zoom classes will be held from 10:00 am to approximately 2:30 pm. Some may run an hour or two longer depending on the complexity. You can enter the zoom meeting at 9:30 am. No recordings are made.

MEMBERSHIP UPDATE

Pat Butler has been working very diligently, with some help from Linda Morgan, to make a membership directory complete with photos. It is sometimes helpful to have a picture to help identify someone you saw at a meeting or heard news about when it's not someone you get to talk to very much.

A number of members have emailed photos to Linda M, but there are many who haven't as yet. The sooner we get the photos, the sooner we can deliver the directory to you. If you sent a photo to Linda and didn't hear back from her, please try again.

The directory will include name, address, phone number, email address, and birthday month and day and be emailed to all members; it will not be posted online. If you, for any reason, do not want your photo in the directory, please contact Pat at 734-944-1918 or patbutler9@gmail.com OR Linda Morgan at 734-765-5735 or morganlj@sbcglobal.net to let us know. Otherwise, we will be holding up the directory waiting to hear from you.

Linda is awaiting your photo at morganlj@sbcglobal.net. Thank you.

The Village Painters 2021 Zoom Classes



May 22, Saturday

Project: Three Garden Pavers & QuikWood

By Kathy Ziemba

Kathy Ziemba



June 9, Wednesday

Chickadee on Branch (SDP Paint-In)

By Lydia Steeves, Color Pencil

Linda Christopher



June 12, Saturday

Steampunk Owl

By Susan Boerman, Acrylic & CP

Michelle Handley



July 24, Saturday

Project: Garden Angel

Self Directed



August 7, Saturday

Shrinky Dink Leaves Necklace



September 8, Wednesday

Boo Bunnies (SDP Paint-In)

By Peggy Harris, Acrylics



September 11, Saturday

Christmas Rose (Choice of color scheme)

By Faythe Nelson, Acrylics



October 2, Saturday

Pumpkin in the Field

By Paulette DiGesare, Acrylics



November 13, Saturday

Project: Poinsettia

By Judy Ribitch



December 11, Saturday

Snow Days (SDP Paint In)


By Shara Reiner, Acrylics

Scrapbook Memories


April Zoom General Meeting: Easter and Spring Theme



Pat Butler




Cathy Uhring



Diane Stiller



Cathy McClendon




Kathy Fischer



Connie Vasilnek



Eileen Carroll



Joan Mueller



Linda Morgan



Eileen Carroll



Joan Mueller



Jan Heins



Linda Morgan



Sam Farah




Cathy McClendon



Connie Vasilnek

Judy Ribitch



Sam Farah

Cathy Uhring

Eileen Carroll



Eileen Carroll

Linda Christopher

Kathy Ziemba's Zoom Class: SDP Paint-In: Tracey Moreau's A Calm Sea pattern



Eileen Carroll



Cathy McClendon



Joan Mueller



Sam Farah



Pat Butler



Jan Heins-right one has butterfly cutouts

Nancy Silver's Zoom Class: Jill Fitzhenry's Forever Loved Rose pattern



Eileen Carroll



Cathy Uhring



Kathy Fischer



Denise Robert



Cathy McClendon



Joan Mueller



Connie Vasilnek



Sam Farah



Louise Hastings



Karen Capshaw



Linda Morgan

VILLAGE NEWS AND VIEWS

Volume 44 Issue 3

The Village Painters is an affiliated chapter of
the National Society of Decorative Painters

July/August 2021

Web page <http://www.villagepainters.net>



The Village Painters' 2021 Board

President

Linda Christopher
734-718-3745
lindachristopher60@gmail.com

Vice President

Denise Robert
734-658-2222
deni831@aol.com

Secretary

Janice Heins
586-303-5357
tehns@rocketmail.com
and
Darlene Laws
586-709-8566
lawsfamily01@msn.com

Treasurer

Kathy Fischer
734-429-5328
fischerk@umich.edu

Newsletter Editor

Linda Morgan
734-765-5735
morganlj@sbcglobal.net

Membership

Pat Butler
734-944-1918
patbutler9@gmail.com

President's Corner

Good Day Ladies,

I am so excited for the picnic. It will be wonderful to see everyone in person. Then quickly after that we will have our Holiday Dinner. Read this newsletter carefully to find out about our upcoming Challenge. Take a chance to have your SDP dues paid, or a \$25 gift card, or your Village Painters due paid. Plus you can be creative and dress poor Santa who is in desperate need of a set of clothes.

I have done more painting this year than in previous years due to Zoom. I just finished a mini conference with ArtWaves, run by a group of women from Canada. Not only was I introduced to new teachers, I meet a group of really fine ladies. Cindy Harrison of Artful Webinars not only offers classes by "big brushes" she has started to offer classes called "Sip, paint, repeat" which are calling my name. Again, check out the newsletter for more information on these and other groups.

Prudy Vannier has moved to Grand Rapids and will no longer be a member of the Village Painters. We thank her for everything she has done in the past for us and wish her the best.

See you all soon,

Linda



Debbie Cotton's ArtWaves class



Village Painters August Picnic

Thursday, August 12, 2021

5-8 p.m.

Plymouth Township Park Pavilion

46640 Ann Arbor Trail

(just East of Beck and South of M-14)

Plymouth, MI 48170

The trunk sale will be in the adjacent parking lot.

Please bring:

Your own picnic meal and beverage

(Note, we will NOT be sharing any food. We want to make sure all members are comfortable with Covid 19 safety measures.)

Show & Tell, limited to 3 items per member, due to table space

The parking lot adjacent to the pavilion will also have tables for:

Pence box (look for Loretta)

Library for returning and borrowing books (look for Nancy & Teresa)

Ways and Means for collecting Christmas party donations for the raffle

(look for Loretta and Cathy)

Christmas Party for turning in painted Santa plates (look for Barb)

Treasure and memory box (look for Rondi)

Christmas Santa ornament from the December 2020 Zoom class (look for Linda Christopher)

Village Painters Picnic Committee,

Connie Vasilnek, Denise Robert, Susan Rhodes

2021 Calendar of Events

All classes listed are ZOOM classes.

Instructions follow later in this newsletter for using Zoom. It really is easy, and so worth it.

Jul 24, 10am—Garden Angel Spindle

Acrylic—self directed

Aug 7, 10am—Shrinky Dink Leaves Necklace

Acrylic, Taught by Jan Heins

Aug 12, 5-8 pm Picnic

Sep 8, 10 am—Peggy Harris' Boo Bunnies

SDP Paint-In, Acrylic, Led by Diane Stiller

Sep 11, 10am—Faythe Nelson's Christmas Rose

Acrylic, Taught by Rondi Bur

Sept 24-26 Fall Retreat POSTPONED TO 2022

Oct 2, 10am—Paulette DiGesare's Pumpkin

In the Field

Acrylic, Taught by Connie Vasilnek

Nov 13, 10am—Judy Ribitch's Poinsettia

Taught by Judy Ribitch

Dec 2, 5-8pm —Christmas Party

Dec 11, 10 am—Shara Reiner's Snow Days

SDP Paint-In, Acrylic, Led by Diane Stiller

Christmas Party Update

Registration forms, which must be returned by October 31, 2021, will be coming out soon as we finish selecting the menu.

We are also in need of more painted Santa plates. I will have them available at the picnic and need them returned by October 7. Please bring a picture of the Santa you wish to paint to avoid duplicates.

The party will be at the Schoolcraft Vista-Tech Center located on Haggerty Road just south of 7 Mile in Livonia. You will want to park in the north lot.

The party will include:

- * Dinner
- * An ornament exchange
- * An optional gift exchange (\$10 value)
- * Ways and Means raffle
- * Collection of donations for several charities

Barb Derby



General Meetings

Oct 7

will be held by ZOOM

at 6:00 pm

August 12, 5-8 pm Picnic

Live at Plymouth Township Park

December 2 - Christmas Party

At Schoolcraft Vista Tech

Board Meetings

will be held by ZOOM

July 8 if needed,

Sept 2, Nov 4

At 6:30 pm

WAYS AND MEANS

We will be at the August Picnic - Lots of fun stuff, also a 50/50 raffle. BRING YOUR MONEY!!!!

We will be collecting items for the Christmas Pence Raffle. We would love to have an item you have painted during lock down.

Cathy and Loretta





Memory and Treasure Boxes



BRING a painted Memory and/or Treasure Box to the Village Painters picnic on August 12th. Your name will be placed in separate drawings and ONE lucky person from EACH group will be drawn and will receive their Village Painters 2022 dues FREE!!!

This is a great opportunity to paint all of those unfinished boxes you brought home and haven't been able to return finished this past year.....or maybe you've had some longer than that??? You might also have patterns you borrowed. Now would be a great time to return those too for others to enjoy painting on boxes.

Happy Painting! Rondi

SANTA NEEDS SOME CLOTHES



IT'S TIME FOR A NEW CHALLENGE!

Santa needs your help to get ready for Christmas. Poor guy hasn't any clothes. He is waiting for you to pick him up at the Picnic, take him home, paint him, decorate him, embellish him... any way you'd like. Then bring him to the Christmas Party to be displayed with the others. **THERE WILL BE PRIZES FOR THE FAVORITES**, voted on by members' SECRET BALLOT.

Sam Farah has written instructions for the one that she painted that you can use for ideas, but go with the flow and have fun. Be festive, earthy, whimsical, creative...It's up to you.



Fall Retreat 2021 Update

The decision has been made to postpone the Fall Retreat for one more year.

The new dates will be Sept. 23,24,25 2022



July Birthdays

1 Sam Farah

9 Pat Butler

14 Janice Heins

21 Loretta Huebner

21 Nancy Silver

24 Maureen VanBuhler

26 Darlene Greenwood

27 Charlene Wenzel

30 Linda Christopher

August Birthdays

2 Karen Capshaw

3 Louise Brown

5 Carolyn Swasey

12 Kay Fradeneck

13 Cynthia Welsh

25 Eileen Carroll

27 Darlene Laws

29 Michelle Handley

31 Denise Robert

Education – Diane Stiller

Sixteen members attended Kathy Ziemba's garden paver class using QuikWood. This was a very relaxing class and we all had a lot of fun. I have to admit that my frog strongly resembles the Hulk. I made extra ladybug pavers and used them as a table centerpiece for one of my Sunday family dinners and then gave them away as prizes for the Adult Tricycle races that we held. They were a big hit! Thanks Kathy for designing these pieces and teaching them.

Seventeen members attended the SDP Paint-In featuring Lydia Steeves' color pencil chickadee pattern which was taught by Linda Christopher. This project used OMS (odorless mineral spirits) on the bird and background which was something new for some of our members to try. Linda also showed everyone how to use Pan Pastels for the background. Thanks Linda for volunteering to teach this.

Michelle Handley taught Susan Boerman's Steampunk Owl project to nineteen members. It featured color pencil over acrylic paint which was another new technique for some of our members to learn. It was very interesting to see some of the unique backgrounds and little metal embellishments that members used on their piece. Please check out the photos on all three of these classes.

Coming Up Next on Zoom

Saturday, July 24, self-directed Garden Angel Spindles. Hope everyone is working on their ideas for this.

Saturday, August 7, Shrinky Dink Leaves Necklace taught by Jan Heins. Materials will be mailed to members at no charge in early July.

Wednesday, September 8, another SDP Paint-In featuring Peggy Harris' Boo Bunnies pattern taught by Diane Stiller

Saturday, September 11, Christmas Rose pattern on a mat board taught by Rondi Bur. You can pick up your mat board from Rondi at the August picnic.

Linda Christopher's Zoom Class: SDP Paint-In: Lydia Steeves Chickadee pattern



Judy Ribitch



Gail Barton



Linda Morgan



Eileen Carroll



Jan Heins



Louise Hastings



JoAnn Smith



Diane Stiller

Scrapbook Memories

June Zoom General Meeting: Patriotic/Americana Theme




Pat Butler




Sam Farah




Joan Mueller




Linda Morgan



Maureen VanBuhler



Jan Heins



Kathy Ziemba



Marilyn Cunningham




Cathy Uhring



Diane Stiller



Dawn Billiau




Jan Heins



Eileen Carroll



Linda Morgan



Joan Mueller Quilted raw edge 22x36 table topper

Show & Tell



Eileen Carroll



Jackie Wright



Eileen Carroll



Sam Farah

Kathy Ziemba's Zoom Class: Garden Pavers



Diane Stiller



Eileen Carroll



Karen Lavella



JoAnn Smith



Louise Hastings



Linda Morgan



Pat Butler



Darlene Laws

Michelle Handley's Zoom Class: Susan Boerman's Steampunk Owl pattern



Linda Morgan



Gail Barton



Eileen Carroll



Sam Farah



Jan Heins



Lisa Bovin



Joan Mueller



JoAnn Smith



Jackie Wright



Judy Westegaard-Jenkins was on top of substitutions for the discontinued Americana paints. This is her list.

DA029 BOYSENBERRY – Razzle Berry + Royal Fuchsia + Terra Coral 2:1:1
DA054 BRIGHT GREEN – Festive Green + Kelly Green + Celery Green 2:2:1
DA022 BURGUNDY WINE – Alizarin Crimson + Santa Red + Terra Cotta 2:2:1
DA191 CAMEL – Tangerine + Marigold + Yellow Ochre + Cocoa 1:1:1:1
DA041 COUNTRY BLUE – Periwinkle + Payne’s Grey 4:1
DA069 Dove Grey – Snow White + Cobblestone 4:1
DA153 EGGSHELL – Desert Sand + Slate Grey 4:1
DA098 FRENCH GREY BLUE – Colonia Blue + Lamp Black + Prussian Blue 6:1:touch
DA236 GRAPE JUICE – Dioxazine Purple + Slate Grey _ Payne’s Grey 4:1:1
DA057 JADE GREEN – Celery Green + Antique Green + Buttermilk 2:1:1
DA032 LILAC – Pink Chiffon + Lilac Meadow 4:1
DA084 MIDNIGHT GREEN - Black Green + Black Forest Green + Lamp Black 1:1:touch
DA045 MINT JULEP – Buttermilk + Eucalyptus Leaf + Moon Yellow 4:1:touch
DA060 MOCHA – Warm Beige + Sand + Raw Sienna + Snow White 2:2:1:touch
DA056 OLIVE GREEN – Matcha Green + Marigold + Irish Moss 3:1:1
DA033 ORCHID – Light Orchid + Magenta 3:2
DA215 PEONY PINK – Wild Berry + Electric Pink 3:1
Da06 PINEAPPLE – Lemon Yellow + Snow White 3:1
DA150 ROYAL PURPLE – Plum + Dioxazine Purple + Payne’s Grey + Zinc 1:1:touch:touch
DA043 SALEM BLUE – Desert Turquoise + Snow White + Slate Grey 4:1:1/2
DA046 SEA AQUA – Teal Mint + Moody Blue + Light Buttermilk + Irish Moss 3:1:1:touch
DA196 TANGELO – Cadmium Orange + Light Buttermilk + Primary Red 1:touch:touch
DA107 TEAL GREEN – Peacock Teal + Hauser Dark Green + Grey Storm 2:1:1
DA086 UNIFORM BLUE – Deep Midnight Blue + Colonial Blue 3:1
DA038 WEDGEWOOD BLUE – Deep Midnight Blue + Primary Blue + Thicket 2:2:1
DA134 YELLOW GREEN – Citron Green + Irish Moss 4:1

The Village Painters 2021 Zoom Classes



May 22, Saturday

Project: Three Garden Pavers & QuikWood

By Kathy Ziemba

Kathy Ziemba



June 9, Wednesday

Chickadee on Branch (SDP Paint-In)

By Lydia Steeves, Color Pencil

Linda Christopher



June 12, Saturday

Steampunk Owl

By Susan Boerman, Acrylic & CP

Michelle Handley



July 24, Saturday

Project: Garden Angel

Self Directed



August 7, Saturday

Shrinky Dink Leaves Necklace



September 8, Wednesday

Boo Bunnies (SDP Paint-In)

By Peggy Harris, Acrylics



September 11, Saturday

Christmas Rose (Choice of color scheme)

By Faythe Nelson, Acrylics



October 2, Saturday

Pumpkin in the Field

By Paulette DiGesare, Acrylics



November 13, Saturday

Project: Poinsettia

By Judy Ribitch



December 11, Saturday

Snow Days (SDP Paint In)

By Shara Reiner, Acrylics

VILLAGE NEWS AND VIEWS



Volume 44 Issue 4

The Village Painters is an affiliated chapter of
the National Society of Decorative Painters

September/October 2021

Web page <http://www.villagepainters.net>



The Village Painters' 2021 Board

President

Linda Christopher
734-718-3745
lindachristopher60@gmail.com

Vice President

Denise Robert
734-658-2222
deni831@aol.com

Secretary

Janice Heins
586-303-5357
tehn@rocketmail.com
and
Darlene Laws
586-709-8566
lawsfamily01@msn.com

Treasurer

Kathy Fischer
734-429-5328
fischerk@umich.edu

Newsletter Editor

Linda Morgan
734-765-5735
morganlj@sbcglobal.net

Membership

Pat Butler
734-944-1918
patbutler9@gmail.com

President's Corner



Greetings Ladies,

Hats off to our August Picnic committee. Connie Vasilnek, Denise Robert, and Susan Rhodes, you produced an awesome event. It was mentioned by many what a wonderful time they had. Thank you.

Hats off to our Board. They have all been working very hard and I am most pleased to announce the job descriptions for the Elected Chairs are done and approved. I will now begin to work on the Appointed Chair positions.

I still haven't heard for sure that we will be able to use the Livonia Senior Center. Karl still believes it is a possibility but as of yet not a certainty. Diane Stiller and I will be going to Schoolcraft College to check out the rooms they have available for rent. Hopefully by the time you are reading this we will have a permanent home. We are determined to have our General Meetings in person.

Please make sure to carefully and thoroughly read this Newsletter. There is a lot of information about upcoming events and you don't want to miss any of them.

Live, Love, Laugh and Paint with Heart

Linda



2021 Calendar of Events

All classes listed are ZOOM classes.

Instructions follow later in this newsletter for using Zoom. It really is easy, and so worth it.

Oct 2, 10am—Paulette DiGesare's Pumpkin In the Field

Acrylic, Taught by Connie Vasilnek

Nov 13, 10am—Judy Ribitch's Poinsettia

Taught by Judy Ribitch

Dec 2, 1-4pm —Holiday Party

Dec 11, 10 am—Shara Reiner's Snow Days

SDP Paint-In, Acrylic, Led by Diane Stiller

General Meetings

Oct 7 at 6:00 pm

will be held by ZOOM

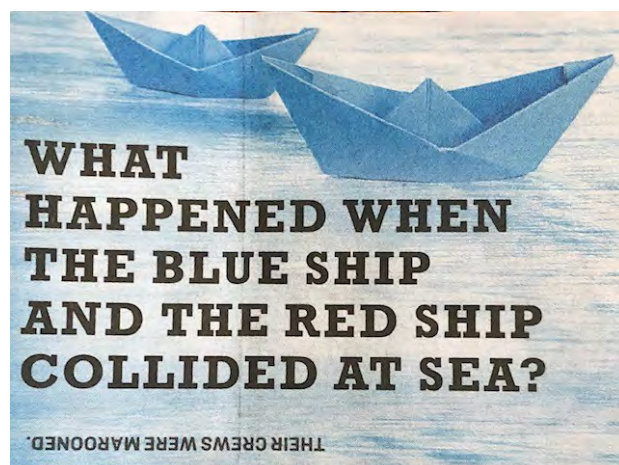
December 2 - Holiday Party

At Burton Manor

Board Meetings by

ZOOM Tuesday Nov 2

At 6:30 pm



Holiday Party Update

The registration form will be emailed to you by Linda so watch for it.

The party will be at the

Burton Manor

27777 Schoolcraft, Livonia, MI 48150

The party will include:

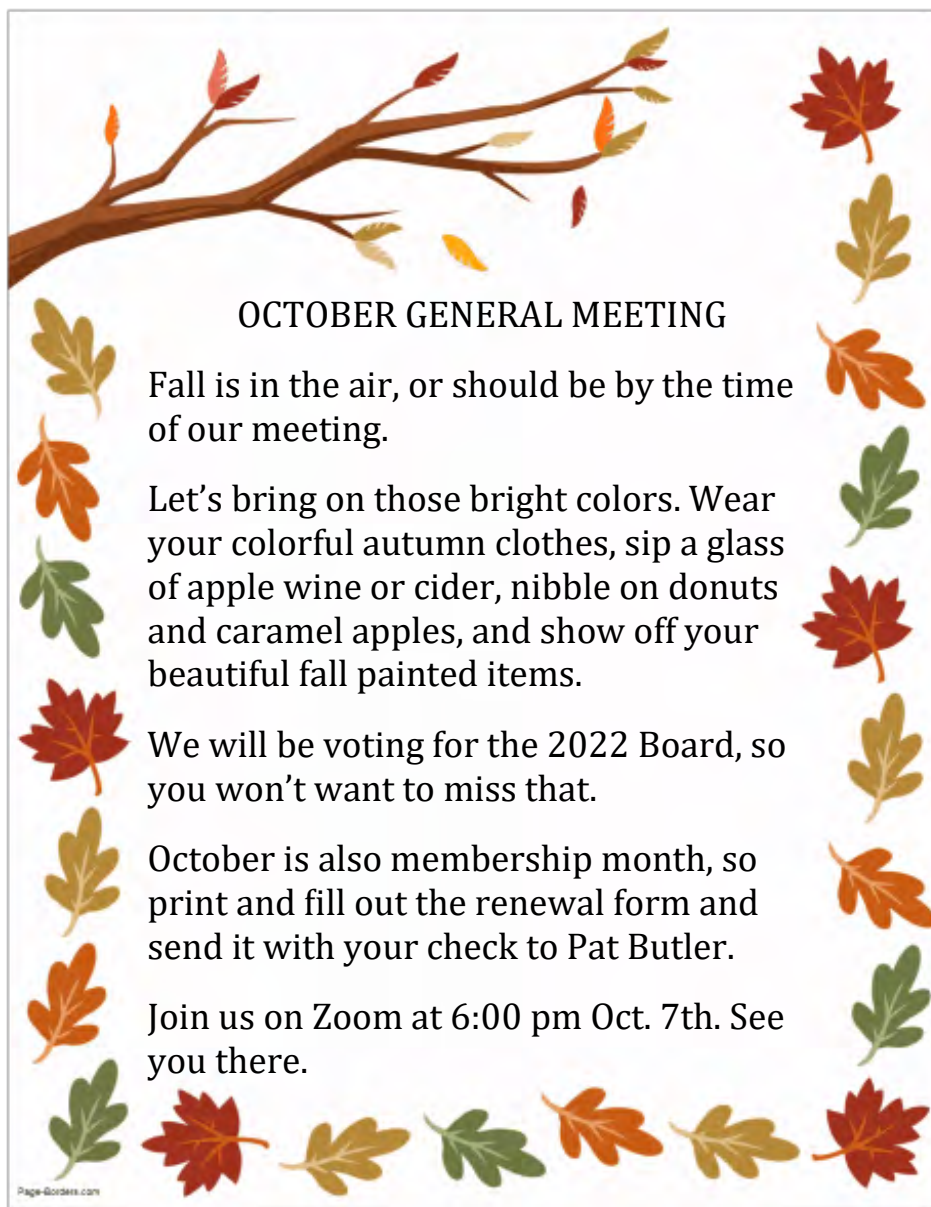
- * Dinner
- * An ornament exchange
- * An optional gift exchange (\$10 value)
- * Ways and Means raffle
- * Dress Santa Contest
- * Collection of donations: non perishable food, toys, books for the Free Little Libraries, and/or money. Pat and Kathy will be collecting the items in the parking lot.

Barb Derby



WAYS AND MEANS

In preparation for our Holiday party, Ways & Means is asking for donations for the Holiday Party pence raffle. If you have an item to donate, please call Loretta (745-459-4098) or Cathy (734-455-6368) by November 1st. We need to know what the donation is and the approximate size so we know how many tables to plan for. If you need the item picked up, call us to make arrangements.



September Birthdays

- 8 Doreen McLain
- 12 Cindy Williams
- 20 JoAnn Smith
- 24 Connie Vasilnek
- 28 Margaret Molenda

October Birthdays

- 4 Sherill Martens
- 16 Penny Blair
- 16 Sue Hagen
- 18 Deborah Wallemann
- 20 Dawn Billiau
- 23 Gail Barton
- 24 Paula Atkinson



Did you see us in the Decorative Painter???

Thank you to SDP for the article about the wonderful Memory and Treasure Boxes painted by the Village Painters.

It is nice to be recognized for doing something good.



The Village Painters

An affiliated Chapter of the Society of Decorative Painters

Visit the Society of Decorative Painters



Village Painters (VP) Membership Application for 2022



Check here if you are a returning VP member _____. Dues for 2022 are \$15.00 and are due by December 31, 2021. You must submit a copy of your receipt or invoice from SDP along with this application.



Check here if you are a new VP member _____. If you are a new member, you must first become an SDP member and submit both the SDP receipt and the Village Painters Membership Form.

To Renew or apply for first time membership in SDP go to <https://www.decorativepainters.org/Public/Membership.aspx> and complete the application. The cost is \$60.00 for the year. When you hit the SUBMIT button, they ask if you want the receipt also sent to someone else. Please put my email patbutler9@gmail.com there and the receipt will automatically come to me (a receipt will also go to your email). I will send you an email that I have received your receipt hopefully in a day or two. Thanks, that makes it easy for both of us.



Now all you have to do is complete the Village Painters Membership Form and send it to me along with your check for \$15.00. Please write the check out to **The Village Painters**. Send to: Pat Butler, 7870 Parker Rd. Saline, MI 48176

For Questions, please email me, patbutler9@gmail.com or call at 734-944-1918 (preferred) or 734-604-7718

Name: _____ Name of husband or S.O. _____

Address _____

_____ zip _____

Phone (Home): _____ Phone (Cell): _____

Email: _____

Birthday ____/____/____

To Be Completed by Membership Chairperson

Date Received	Check #	Amount
Verified SDP Member Yes NO		

Education – Diane Stiller

Although 20 people registered for the self-directed garden angel spindle class, only 6 people actually showed up. A number of members mentioned getting the COVID vaccine as the reason for not attending. Kudos to Eileen Carroll and JoAnn Smith who emailed me photos of their finished projects.

Jan Heins taught the shrinky dink necklace to fifteen members. This was a very relaxed, fun class. Thanks Jan!

Twenty-three members attended the third SDP Paint-In featuring the Boo Bunnies pattern by Peggy Harris. Check out the photos to see the different surfaces and creative touches that members added.

Rondi Bur taught the Christmas Moss Rose to seventeen members. It was interesting to use acrylic paints to achieve a soft watercolor look. Thanks Rondi!

Coming up next on zoom

It's hard to believe that the end of the year is approaching. We have three classes left:

October: Connie Vasilnek will teach Pumpkin in the Field by Paulette DiGesare. The pattern, supply list, and prep instructions have been emailed. The e-packet will be emailed the week of class. Connie is only teaching the right half of the full pattern. If you wish to do the full pattern, you will be responsible to doing the left side on your own.

November: Judy Ribitch will be teaching her poinsettia pattern.

December: The last SDP Paint-In for the year is Shara Reiner's snowmen. You can choose any surface and size; perhaps a sweatshirt.

What's Happening in 2022

I am starting to set up the schedule for next year. I hope to present it at the Christmas Party. I am planning on six classes to be taught by our very own members which will be on zoom. The class fee for these classes will be \$15 each plus the cost of any supplies or e-packets if applicable to that particular class. Members can use their pence to pay for the class but not for supplies or e-packets. I will be contacting Judy Westegaarde and Tracy Moreau to see about the possibility of bringing them in to teach locally. However, they both live in Canada, so the classes may need to be via zoom. SDP is planning on four Paint-Ins for 2022 but are not releasing the patterns yet. They will make the announcement in the December Decorative Painter magazine. I will then decide how to fit them into our schedule. These will be free of charge to members.

Rondi Bur Zoom Class: Moss Rose



Connie Vasilnek



Cindy Mullins



Eileen Carroll



Linda Morgan

Scrapbook Memories
August Picnic at Plymouth Twp Park Pavilion



Centerpieces





Show & Tell



Connie Vasilnek Partial and Full pattern



Susan Rhodes



Susan Rhodes



Dawn Billiau



Sally Thirjung



Paula Atkinson



Susan Rhodes



Linda Christopher



Linda Morgan



Pat Butler



Darlene Greenwood



Pat Butler



Paula Atkinson




Diane Stiller



Dawn Billiau

Memory and Treasure Boxes



Self Directed Zoom Class: Garden Angel Spindles



Eileen Carroll



JoAnn Smith

Jan Heins Zoom Class: Shrinky Dink Necklace



Margaret Molenda



Diane Stiller



Jackie Wright



Joan Mueller

Diane Stiller Zoom Class: SDP Paint-In: Boo Bunnies by Peggy Harris



Connie Vasilnek



Sam Farah



Linda Morgan



Judy Ribitch



Margaret Molenda



Eileen Carroll



Kathy Ziemba



Cindy Welsh



Diane Stiller



Fransien Garrett



Marilyn Cunningham

The Village Painters 2021 Zoom Classes



May 22, Saturday

Project: Three Garden Pavers & QuikWood

By Kathy Ziemba

Kathy Ziemba



June 9, Wednesday

Chickadee on Branch (SDP Paint-In)

By Lydia Steeves, Color Pencil

Linda Christopher




June 12, Saturday

Steampunk Owl

By Susan Boerman, Acrylic & CP

Michelle Handley



July 24, Saturday

Project: Garden Angel

Self Directed



August 7, Saturday

Shrinky Dink Leaves Necklace



September 8, Wednesday

Boo Bunnies (SDP Paint-In)

By Peggy Harris, Acrylics



September 11, Saturday

Christmas Rose (Choice of color scheme)

By Faythe Nelson, Acrylics



October 2, Saturday

Pumpkin in the Field

By Paulette DiGesare, Acrylics



November 13, Saturday

Project: Poinsettia

By Judy Ribitch



December 11, Saturday

Snow Days (SDP Paint In)

By Shara Reiner, Acrylics

The Village Painters Zoom Class Registration Form

Zoom class will be held from 10:00 am - approx. 2:30 pm

Date	Day	Project	Pattern by:	Medium	Instructor	Class Fee		Other Fees		X in box to select class	Registration Deadline	Comment
						Member	Non-Member	e-packet	Supplies			
Jan 9	Sat	Black & White Wolf	Pat Lentine	Color Pencil	Linda Christopher	Free	\$20	\$5	\$0		Dec 27	Diane will order the e-packet
Feb 13	Sat	Hummingbird	Sherry Nelson	Acrylic	Diane Stiller	Free	\$20	\$0	\$0		Feb 5	
Mar 13	Sat	A Calm Sea (SDP Paint-In)	Tracy Moreau	Mixed Media	Kathy Ziemba	Free	\$20	\$0	\$0		Mar 5	
Apr 10	Sat	Forever Loved	Jill Fitzhenry (Jillybean)	Acrylic	Nancy Silver	Free	\$20	\$0	\$0		Apr 2	You will order e-packet; you will receive a 30% discount on all items on her site. Register to receive the code.
May 22	Sat	3 Garden Pavers & Quikwood	Kathy Ziemba	Acrylic/Quikwood	Kathy Ziemba	Free	\$20	\$0	\$0		May 14	
June 9	Wed	Chickadee (SDP Paint-In)	Lydia Steeves	Color Pencil	Linda Christopher	Free	\$20	\$0	\$0		June 4	
June 12	Sat	Stampunk Owl	Susan Boerman	Acrylic + CP	Michelle Handley	Free	\$20	\$5	\$0		June 4	Diane will order the e-packet
July 24	Sat	Garden Angel Spindle		Acrylic	Self Directed	Free	\$20	\$0	\$0		July 2	
Aug 7	Sat	Shrinky Dink Leaves		Acrylic	Jan Heins	Free	\$20	\$0	\$5		July 23	Arrange to pick up materials
Sept 8	Wed	Boo Bunnies (SDP Paint-In)	Peggy Harris	Acrylic	Diane Stiller	Free	\$20	\$0	\$0		Sept 3	
Sept 11	Sat	Christmas Rose	Faythe Nelson	Acrylic	Rondi Bur	Free	\$20	\$0	\$0		Sept 1	Arrange to pick up mat
Oct 2	Sat	Pumpkin in the Field	Paulette DiGesare	Acrylic	Connie Vasilnek	Free	\$20	\$6	\$0		Sept 24	Diane will order the e-packet
Nov 13	Sat	Poinsettia	Judy Ribitch	Acrylic	Judy Ribitch	Free	\$20	\$5	TBA		Oct 31	Diane will order the e-packet
Dec 11	Sat	Snow Days (SDP Paint-In)	Shara Reiner	Acrylic	Diane Stiller	Free	\$20	\$0	\$0		Dec 3	

Total amount for selected classes	\$0	\$	\$	Total =	Check #
-----------------------------------	-----	----	----	---------	---------

<input type="checkbox"/>	Yes, I am a member of the Village Painters	Name	
<input type="checkbox"/>	No, I am not a member of the Village Painters	Email Address	
		Phone #	
		If a non-member, need address	

Make check payable to: The Village Painters

Mail to: Diane Stiller, 674 W. Canfield St., Detroit, MI 48201

If no money is owed, then you can take a photo of the form and email (not text) to dianestiller@sbcglobal.net. Put "VP Registration" as subject.

Please note that all fees are **non-refundable**. The pattern, supply list, prep, and instructions will be emailed to you.

In the event that you can't pick up the materials, if noted for a class, then you may need to arrange to send a self-addressed stamped envelope.

Contact Diane Stiller at 313-720-1836 or dianestiller@sbcglobal.net if you have questions or cannot attend.

VILLAGE NEWS AND VIEWS



Volume 44 Issue 6

The Village Painters is an affiliated chapter of
the National Society of Decorative Painters

November/December 2021

Web page <http://www.villagepainters.net>



The Village Painters' 2021 Board

President

Linda Christopher
734-718-3745
lindachristopher60@gmail.com

Vice President

Denise Robert
734-658-2222
deni831@aol.com

Secretary

Janice Heins
586-303-5357
tehns@rocketmail.com
and
Darlene Laws
586-709-8566
lawsfamily01@msn.com

Treasurer

Kathy Fischer
734-429-5328
fischerk@umich.edu

Newsletter Editor

Linda Morgan
734-765-5735
morganlj@sbcglobal.net

Membership

Pat Butler
734-944-1918
patbutler9@gmail.com

President's Corner

Good Day, Ladies

In the truest sense of the words.....let us have some good days

The Christmas Luncheon is right around the corner, with all its fun. Make sure to read all about the important and fun details inside. At the time of this writing 46 of us have signed up.

Then enter 2022. Yay. And we are really heading into stress free General Meetings. The "Home" sign will be fun to create and give us time to share ideas and also give us time to enjoy each other. Win Win

Spring Fling is right around the corner and I repeat, read the newsletter for all the details.

And to round the year out Fall Retreat will be held in September and more good days will be had.

In the mean time educational plans are being finalized and will offer us an assortment of projects to create.

Good Night,

Linda

Rest in Peace,

Diana



2021 Calendar of Events

All classes listed are ZOOM classes.

Instructions follow later in this newsletter for using Zoom. It really is easy, and so worth it.

Nov 13, 10am—Judy Ribitch's Poinsettia

Taught by Judy Ribitch

Dec 2, 1:00—4:00 pm —Christmas Luncheon

Dec 11, 10 am—Shara Reiner's Snow Days

SDP Paint-In, Acrylic, Led by Diane Stiller

General Meetings

2021

December 2 - Christmas Party

At Burton Manor 1:00—4:00 pm

2022

February 5, 10 am—2 pm

LIVE at Livonia Senior Center!

April 7, June 2, August 4, Oct 6,

At Livonia Senior Center 6:00 pm

Dec Holiday Party - tba

Christmas Party Update

The registration form was emailed to you
by Linda in September

The party will be at

Burton Manor

27777 Schoolcraft Rd., Livonia 48159

(Located on the south side of I-96 and just west of Inkster Rd)

On December 2 from 1 pm to 4 pm

The party will include:

- * Lunch
- * An ornament exchange
- * An optional gift exchange (\$10 value)
- * Ways and Means raffle
- * Dress Santa Contest
- * Collection of donations: non perishable food, toys, books for the Free Little Libraries, and/or money. Kathy will be collecting the items in the parking lot.
- * If you wish to write a check, make it out to "The Village Painters"

Barb Derby



WAYS AND MEANS

In preparation for our Christmas party, Ways & Means is asking for donations for the Christmas Party pence raffle. If you have an item to donate, please call Loretta (745-459-4098) or Cathy (734-455-6368) by December 1st. We need to know what the donation is and the approximate size so we know how many tables to plan for. If you need the item picked up, call us to make arrangements.

MEMORY AND TREASURE BOX UPDATE

This is a wonderful program we have been doing for a number of years now, sending strength and compassion to parents who have lost children and delighting children struggling with ailments and conditions requiring a lot of hospital stays by providing wonderful containers for special keepsakes.

We need someone to manage this program for us by bringing unpainted boxes to the meetings for distribution to members for painting, and collecting the painted boxes. You would also contact the hospitals for delivery; all this information is given to you.

This doesn't have to be just one member. Two or more of you could work together as a committee to spread out the duties. Rondi has been chairing this for awhile but needs to step away from it at this time.

Let's not let these people down. Please call Linda C and let her know you want to continue this program with you in charge.



GENERAL MEETING ACTIVITIES

Isn't this great? This is the base of our after meeting activities for the year. At the Saturday February 5, 2022, from 10 am to 2 pm, we will paint the surface. The original was painted black, but you can use whatever color you'd like.

The nifty thing about this is that the O is interchangeable, so each of our meetings will feature a different piece. At the February meeting, we will show some of the choices so you/we can decide which we would like to paint.

The price of this base surface is \$6.00, half of which the club is covering, so your price is only \$3.00. That's a pretty sweet deal.



November Birthdays

1 Sue Drobyshevski

17 Joan Bosse

28 Patty Neu

29 MaryAnn Muir

December Birthdays

5 Kathy Ziemba

6 Karen Lavella

9 Barb Reinholz

10 Christine Morrison

12 Barbara Broadley

19 Linda Morgan

27 Vicki Michael

27 Susan Rhodes

29 Jeanine Reimer

30 Cathy Uhring

31 Judy Ribitch

In Memory of

Diana Winn

Always strong, giving, caring, and smiling.

Spring Fling Update

We really could use more raffle baskets. If you mentioned to me at the August Picnic that you were doing a basket please refresh my memory.

Karen Capshaw is collecting items for a kitchen basket.

The Charity Basket is a spring theme. Proceeds to benefit O.A.T.S.

I will bring some empty baskets to the Feb Meeting if you are in need of one.

Baskets need to be brought to the Feb meeting or brought to me by April 1st.

Remember you don't need to arrange your basket, just bring me your items and a basket.

Paula Atkinson

paulawog43@aol.com or 248-798-5312



Don't forget to Dress Santa.

Bring your completed Santa to the Christmas Party. There will be some nice prizes for 1st, 2nd, and 3rd places.

These are the Santas that were given out at the August Picnic. If you didn't get one, don't panic.



There will be 2 Zoom Boutique Paint-Ins—

January 22, 2022 and February 26, 2022



\$25 per ticket

11:00 am - Social Time

View tables, baskets, silent auction pieces and shop the Boutique. Raffle Ticket Sales and Silent Auction bidding will begin at **11:00 am**.

12:50 p.m. sharp- Lunch

Raffles, Silent Auction, and Live Auction to follow

The Spring Fling Committee presents our bi-annual FUNDRAISER. The size of the event will be dictated by the involvement of all of our members. *It is an awesome event and is great fun!* The luncheon fee of \$25 will entitle you to lunch, a chance at the table centerpiece, a table favor and one chance for the basket raffle. Additional basket raffle tickets will be sold in the following manner: 11 tickets for \$10.

Luncheon Chairperson – Paula Atkinson paulawog43@aol.com or call 248-798-5312 for information.

Basket Chairperson - Paula Atkinson paulawog43@aol.com We are limiting the number of baskets to 20. You can set the theme for your basket. The only requirement is that there be at least one painted item in the basket and that all items be new or unused and look new. The unwrapped baskets will be due at the Feb. general meeting, unless specific arrangements are made with Paula. The Committee will inventory, wrap and give them a bow. **Please send Paula a list of your basket items in a word document** to assist in the preparation of the inventory. The items don't have to be expensive. Just use your imagination and your painting talents. For that matter, you don't have to use a basket just some sort of a container to hold all your wonderful "stuff." Maybe the container will be your painted item. Contact Paula if you are willing to donate a basket. *It's never too early.* The 2022 Charity is "O.A.T.S." EQUESTRIAN THERAPY FOR DISABLED CHILDREN AND ADULTS. The Basket theme is "Spring Garden". Karen Capshaw will make up a **Kitchen Basket** if you would like to donate item (s) to it.

Basket Ideas:

Coffee-Lover	Chocolate	Tea-Drinker	Children's Art	Easter	Gardening
Wine/Cheese	Americana	Books	Tools	Mother's Day	Jewelry
Cookie-Lover	Chef	Baker	Painters	Candles	Body & Bath
Theater	Sports	Children	Beach	Bird Houses	Puppets
Birds	Sewing	Butterflies	Light Houses	Golf	Fish
Party Stuff	Angels	Michigan	Frogs	Candy	Stationery
Nautical	Cards/Games	Camping	First-Aid	Scrap-Book	Babies

Live Auction – This is definitely a fun part of our day. We have 3 items.

Boutique - Michelle Handley mlhandley56@gmail.com Our guests will be looking for items for teachers, holidays, such as upcoming Mother's Day, home decorations, and gifts. They absolutely love the ability to purchase the favors from the different tables. They will be sold outright. Please contact her if you would be willing to have a paint-in for a small group in your home or have ideas for items we can paint.

Table Chairperson -Cathy McClendon - cathymacc@gmail.com We encourage you to paint extra favors to sell in the boutique. Each hostess will choose the theme for their table. We will also maintain a waiting list for guests who would be able to come at the last minute. ***In place of tickets this year***, a letter will go out to the hostesses with all the information to share with your guest along with photos of the live and silent auction pieces. Your guest names will be due by March 1st so that the name tags can be prepared. Please email the names of your guests to Cathy by March (preferably before). A check made payable to the Village Painters for the guests at your table will be due March 1st.

All tables are 72" diameter and will seat up to 12, however it may be more comfortable for 11. A white fabric tablecloth and napkins will be on each table. Napkin colors to choose from: TBA The napkins will be brought to the February meeting so that you can advise which color you wish. Over-lay colored table cloths look wonderful on the tables if you would like to bring your own. **We still have more tables available to host.**

1. It will be a sit-down, served lunch.
2. As a hostess, the minimum requirement is that you must have a painted centerpiece and /or favors. The centerpiece will be raffled off at the end of the luncheon for the guests at your table. Please provide a favor to each of the guests at your table. The favor can be a purchased item or something hand-painted. You can create any design and get as detailed or elaborate as you wish. It is an awesome sight to see each different table. Let your creative juices go!
3. Being a hostess for your table entitles you to 6 pence and a free ticket...a savings of \$25
4. Each hostess for a table will be in charge of her remaining tickets. The hostess can invite anyone she wishes. If you do not fill your table, overflow guests or Village members will be added. Please be sure to call Cathy to keep her advised of the needs of your guests.
5. Each guest will receive an information letter and one ticket for the basket raffle. Obviously they will have more chances to win by purchasing additional Basket Raffle tickets which will be sold before the luncheon begins. Basket Raffle tickets will be sold for \$10 with 11 ticket stubs. Let your guests know that they can pay in cash or check made out to The Village Painters.

2022 DUE DATES

Boutique Items: February General Meeting. You may bring priced items to set up on Friday, April 8. Please ***not*** on Saturday, April 9.

Theme Baskets and Charity Basket items: February General Meeting

Guests Names and Luncheon Ticket Money: March 1st

Silent Auction: Before or no later than Friday, April 8



Linda Christopher <lindachristopher60@gmail.com>

Linda, the Village Painters

2 messages

Roger Jarvis <rjarvis@fobm.org>

Fri, Sep 17, 2021 at 2:57 PM

To: lindachristopher60@gmail.com

Hi Linda,

I just wanted to send the Village Painters some virtual applause on behalf of my daughter Hailey lol. While she was stuck home during the pandemic she got super into decorative painting (I don't know what any of this stuff is so she has been teaching me hah). She's only 11 but wants to learn more about different techniques and mediums so I let her use my computer to research, which is how she discovered your site which she loves! Especially your recommendations here- <http://villagepainters.net/links.html>

Those gave her many awesome references to save so you have our thanks! Her favorite things to draw are flowers and succulents, plus she wants to learn more about different kinds of paints to use. She did print out this page that has a lot of tips for learning different decorative painting skills, she liked that it has info about different surfaces to work on: <https://www.wristband.com/content/steady-wrist-decorative-painting-101/>

She thought you might enjoy it too, and even thought it could be a good contribution to your list of sites there- would you consider adding it maybe? I'd love to surprise Hail and show her that it's cool to be into this stuff! If you have any more favorites or tips for a newbie artist feel free to share but only if it's no trouble.

Thanks again for the info and for entertaining us during these crazy times. Please take care!

Very best regards,

Hailey and Roger

You never know what impact you may have on others.



The Village Painters

An affiliated Chapter of the Society of Decorative Painters

Visit the Society of Decorative Painters



Village Painters (VP) Membership Application for 2022

★ Check here if you are a returning VP member _____. Dues for 2022 are \$15.00 and are due by December 31, 2021. You must submit a copy of your receipt or invoice from SDP along with this application.

★ Check here if you are a new VP member _____. If you are a new member, you must first become an SDP member and submit both the SDP receipt and the Village Painters Membership Form.

To Renew or apply for first time membership in SDP go to <https://www.decorativepainters.org/Public/Membership.aspx> and complete the application. The cost is \$60.00 for the year. When you hit the SUBMIT button, they ask if you want the receipt also sent to someone else. Please put my email patbutler9@gmail.com there and the receipt will automatically come to me (a receipt will also go to your email). I will send you an email that I have received your receipt hopefully in a day or two. Thanks, that makes it easy for both of us.

★ Now all you have to do is complete the Village Painters Membership Form and send it to me along with your check for \$15.00. Please write the check out to **The Village Painters**. Send to: Pat Butler, 7870 Parker Rd. Saline, MI 48176

For Questions, please email me, patbutler9@gmail.com or call at 734-944-1918 (preferred) or 734-604-7718

Name: _____ Name of husband or S.O. _____

Address _____

_____ zip _____

Phone (Home): _____ Phone (Cell): _____

Email: _____

Birthday ____/____/____


To Be Completed by Membership Chairperson

Date Received	Check #	Amount
Verified SDP Member Yes NO		

MEMBERSHIP

Membership dues are due on Dec. 31. It would be very helpful if everyone had their information to me before that date because I will be leaving town on Dec. 28 and will be away for almost two (2) months, so checks won't be cashed and we won't have a record of your having joined. So, PLEASE, send me your checks and I will get an updated membership list to Diane Stiller, Linda Christopher, Kathy Fischer, and Linda Morgan BEFORE I GO so they all know you are a member.

The 2022 Membership Form is on the web and in this newsletter. You can print it off or send me your information on a piece of paper (be sure to include your phone number and email) plus your check. When you register for SDP, there is a place you can click and they will send me a copy of your SDP invoice. My email is patbutler9@gmail.com Thanks for attending to your membership!!! Pat Butler



Education – Diane Stiller

Connie Vasilnek taught 21 of our members Paulette DiGesare's Pumpkins in the Field pattern. This project received many compliments. Members shared other painted projects by this artist with the group as she was unknown to many of the members. Thanks Connie for a great class.

Coming up next on zoom

November: Judy Ribitch will be teaching her poinsettia pattern.

December: The last SDP Paint-In for the year is Shara Reiner's Snow Days. I emailed the photo, pattern, supply list, and prep instructions. You can choose any surface and size; perhaps a sweatshirt. The snowmen represent different holidays in this order: Valentine's, Summertime, July 4th, New Year's, Christmas, and Halloween. I can see changing Summertime to St. Pat's and making shamrocks. You could also add a snowman for Thanksgiving and/or Easter. Be creative and add your own touch.

What's Happening in 2022

I am finalizing the Education schedule for next year. I will unveil the projects at the Christmas Party as usual and have the registration forms available. The classes will be via zoom and the instructors are: Rondi Bur, Connie Vasilnek, Judy Ribitch, Nancy Silver, Jan Heins, and Karen Capshaw. A BIG THANK YOU for agreeing to teach next year.

The class fee for these classes will be \$15 each plus the cost of any supplies or e-packets if applicable to that particular class. Members can use their pence to pay for the class but not for supplies or e-packets. I will be contacting Judy Westegaarde and Tracy Moreau to see about the possibility of bringing them in to teach locally. However, they both live in Canada, so the classes may need to be via zoom. SDP is planning on four Paint-Ins for 2022 but are not releasing the patterns yet. They will make the announcement in the December Decorative Painter magazine. I will then decide how to fit them into our schedule. These will be free of charge to members.

Connie Vasilnek Zoom Class: Pumpkins in the Field by Paulette DiGesare



Pam Hypnar



Louise Hastings



Cathy McClendon



Karen Capshaw



Diane Stiller



Eileen Carrol



Kathy Ziemba



Darlene Law



Cindy Mullins



Cathy Uhring



Sue Hagan



Margaret Molenda



Vicki Michaels



Sue Drobysheksi



Linda Morgan

Scrapbook Memories

October Zoom General Meeting: Fall Theme Show and Tell



Susan Rhodes



Michelle Handley



Louise Hastings



Eileen Carroll



Linda Morgan



Sam Farah



Paula Atkinson



Darlene Laws



Karen Capshaw



Cindy Mullins



Barb Derby



Linda Christopher



Cathy McClendon



Maureen VanBuhler



Jackie Wright



Kathy Ziemba



Cathy McClendon



Cathy Uhring

The Village Painters 2021 Zoom Classes



May 22, Saturday

Project: Three Garden Pavers & QuikWood

By Kathy Ziemba

Kathy Ziemba



June 9, Wednesday

Chickadee on Branch (SDP Paint-In)

By Lydia Steeves, Color Pencil

Linda Christopher




June 12, Saturday

Steampunk Owl

By Susan Boerman, Acrylic & CP

Michelle Handley



July 24, Saturday

Project: Garden Angel

Self Directed



August 7, Saturday

Shrinky Dink Leaves Necklace



September 8, Wednesday

Boo Bunnies (SDP Paint-In)

By Peggy Harris, Acrylics



September 11, Saturday

Christmas Rose (Choice of color scheme)

By Faythe Nelson, Acrylics



October 2, Saturday

Pumpkin in the Field

By Paulette DiGesare, Acrylics



November 13, Saturday

Project: Poinsettia

By Judy Ribitch



December 11, Saturday

Snow Days (SDP Paint In)

By Shara Reiner, Acrylics

